

**MINUTES
WEST CHARLOTTE STORMWATER UTILITY
MUNICIPAL SERVICE BENEFIT UNIT (MSBU)**

**ADVISORY BOARD REGULAR MEETING
WEDNESDAY, AUGUST 23, 2023**

9:31 a.m. – 11:16 a.m.

**Mac V. Horton West County Annex, Room 120
6868 San Casa Drive, Englewood, Florida**

Members Present: Benjamin Sinclair, Chair
Hank Killion, Vice Chair
Mario Audia
John House
Geoffrey Norton

Members Absent: None

County Staff: Kellie Stewart, Community Liaison
Karlene McDonald, Operations Supervisor
Karen Bliss, Projects Manager
Brandon Moody, Water Quality Manager

Guests: None

Call to Order / Roll Call:

The meeting was called to order at 9:31 a.m. A roll call was taken, and a quorum was present.

Changes to the Agenda / Motion to Approve Changes:

None

Citizen Input on Agenda Items (3 Minute Limit):

None

Approval of Minutes:

The draft minutes from May 10, 2023, were approved as written. Mr. Killion abstained from voting due to his absence.

Unfinished Business:

- a) NPDES Presentation: Ms. Bliss presented the National Pollutant Discharge Elimination System (NPDES) Stormwater Management Program and discussion ensued.
- b) Water Quality/Canal Sediment Removal Program: Mr. Moody spoke about the First Budget Public Hearing scheduled for Sept. 7, 2023, and the proposed rate assessments for the West Charlotte Stormwater Utility MSBU. He explained the allocations and reductions of the One Charlotte One Water program from \$125,000 to \$97,108, and the postponement of the Canal Sediment Removal Program until fiscal year (FY) 2026. Mr. Killion inquired on the cost associated with sampling. Mr. Moody advised the cost reduction will allow him to continue his current sampling workload. Discussion followed on impacts of the budget reduction, future source tracking, educational programs, and University of Florida programs.
- c) Lemon Bay Isles/Fish Gates: Ms. Bliss relayed that staff does not want to pursue fish gates at the two lakes in Lemon Bay Isles due to maintenance/flooding issues, as they are prone to blockages, and this is the sole outlet for drainage east of Flamingo Drive; discussion proceeded on alternative aquatic weed treatments. Ms. Bliss advised she is working on fish gate repairs for three weirs: two in Rotonda and one in Buck Creek.

New Business:

- a) Financial Reports: The fiscal year (FY) 2023 quarter three actual expenditure and FY23 quarter two activity reports were provided for review. The Advisory Board inquired about pipe lining. Ms. McDonald reviewed the pipe lining work area on Antilla Drive and advised the final invoice has not been paid yet due to the contractor completing final restorations. Ms. McDonald explained the difference between stormwater and road/bridge pipes, and clarified the breakdown of the quarterly activity reports.

Citizen Input on MSBU Items (3 Minute Limit):

None

Advisory Board Open Discussion:

Mr. Sinclair inquired about the Sioux Waterway not draining underneath SR-776. Ms. Stewart advised the concern will be addressed with Florida Department of Transportation/Webber Services.


Schedule Meetings / Items for Next Agenda:

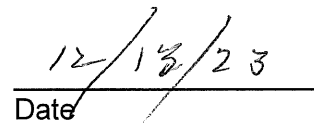
Ms. Stewart discussed the 2024 meeting dates. Future meetings are scheduled at the West County Annex Conference Room as follows:

- Wednesday, November 15, 2023, 9:30 a.m.

The meeting adjourned at 11:16 a.m.

Submitted by Kellie Stewart
Public Works Department


Chair Signature


Date



**West Charlotte Stormwater Utility
 Municipal Service Benefit Unit
 Regular Meeting**

**Advisory Board Attendance
 9:30 a.m., Wednesday, August 22, 2023**

**Location: West County Annex
 6868 San Casa Drive, Punta Gorda, FL 33950**

**INFORMATION SUPPLIED ON THIS FORM
 BECOMES PUBLIC RECORD**

NAME (please print)	Email Address	Phone Number
Kellie Stewart	Kellie.Stewart@charlottecountyfl.gov	941.575.3613
Karlene McDonald	Karlene.McDonald@charlottecountyfl.gov	941.575.3627
<i>HAAR KILIAN</i>	<i>S. Kiliane@comcast.net</i>	<i>941-697-3453</i>
<i>JOHN HOUSE</i>	<i>DRABODE@AOL.COM</i>	<i>941 697-8030</i>
<i>Karen Bliss</i>	<i>Karen.Bliss@charlottecountyfl.gov</i>	<i>941-575-3642</i>
<i>GEOFF NORRIS</i>	<i>oilsactually@gmail.com</i>	<i>941-525-8100</i>
<i>Benjamin Sinclair</i>	<i>Sinclair.Benjamin@gmail.com</i>	<i>815 3841</i>
<i>Brandon Moody</i>	<i>on file</i>	<i>on file</i>

AGENDA

WEST CHARLOTTE STORMWATER UTILITY MUNICIPAL SERVICE BENEFIT UNIT (MSBU)

ADVISORY BOARD REGULAR MEETING WEDNESDAY, AUGUST 23, 2023

9:30 a.m., Mac V. Horton, West County Annex, Room 120
6868 San Casa Drive, Englewood, Florida

BOARD MEMBERS: Benjamin Sinclair, Chair
Hank Killion, Vice Chair
Mario Audia
John House
Geoffrey Norton

COUNTY STAFF: Kellie Stewart, Community Liaison
Karlene McDonald, Operations Supervisor
Karen Bliss, Projects Manager
Brandon Moody, Water Quality Manager

PURPOSE: Regular Meeting

1. Call to Order / Roll Call
2. Changes to the Agenda
3. Citizen Input on Agenda Items (3-Minute Limit)
4. Approval of Minutes: May 10, 2023
5. Unfinished Business
 - a. NPDES Presentation
 - b. Water Quality / Canal Sediment Removal Program
 - c. Lemon Bay Isles / Grass Carp
6. New Business
 - a. Financial Reports
7. Citizen Input on MSBU Items (3-Minute Limit)
8. Advisory Board Open Discussion
9. Meeting Schedule / Items for Next Agenda
10. Motion to Adjourn

**MINUTES
WEST CHARLOTTE STORMWATER UTILITY
MUNICIPAL SERVICE BENEFIT UNIT (MSBU)**

**ADVISORY BOARD REGULAR MEETING
WEDNESDAY, MAY 10, 2023**

9:38 a.m. – 12:34 p.m.

**Mac V. Horton West County Annex, Room 120
6868 San Casa Drive, Englewood, Florida**

Members Present: Benjamin Sinclair, Chair
Geoffrey Norton
John House
Mario Audia

Members Absent: Hank Killion, absent

County Staff: Kimberly Kelley, Community Liaison
Brandon Moody, Water Quality Manager

Guests: Sign-in sheet attached

Call to Order / Roll Call:

The meeting was called to order at 9:38 a.m. A roll call was taken, and a quorum was present. Mr. House explained Mr. Killion's absence.

Changes to the Agenda / Motion to Approve Changes:

None

Citizen Input on Agenda Items Only (3 Minute Limit):

None

Approval of Minutes:

The draft minutes from February 15, 2023, and April 5, 2023, were reviewed and approved as written.

Unfinished Business:

- a) Water Quality: Mr. Moody reviewed One Charlotte, One Water information that can be found at www.charlottecountyfl.gov/one-charlotte-one-water/ and discussed the program moving forward, budgeting needs to meet the work program expectation and recommendations. Mr. Sinclair inquired on oyster beds. Ms. Kelley explained the budgeted line-item water quality monitoring for One Charlotte One Water, the county wide annual monitoring and the South Gulf Cove annual monitoring program that is funded by this MSBU. The Advisory Board reviewed and discussed the two scenarios provided by Fiscal. Mr. Norton motioned to keep the rate at the recommended increase of \$125, with the rate being reviewed in FY2029, it was seconded, and the motion passed 4:0. Mr. Audia motioned to set the budgeted line-item water quality monitoring to \$155,451 on the FY24/25 draft budgets to support all three programs, it was seconded, and the motion passed, 4:0.
- b) Canal Sediment Removal Program: Mr. Moody explained the Board of County Commissioners had given direction to investigate DEP (Department of Environmental Protection) allocation funding for the project. He conveyed that a few core samples have been taken and the assessment of sediment removal (dredging). The Advisory Board did recommend other locations to be reviewed with core sample testing, dredging of stormwater canals/waterways, and debris removal. Mr. Moody explained the positive evaluation of eel grass, noting it is native and fantastic for cutting down on bacteria. There was additional discussion on locations and funding for eel grass. Mr. House explained the benefits of grass

- carp and the elimination of water lettuce, as well as sediment removal for the Rotonda River. Mr. Audia pointed out locations along Oyster Creek to be considered for sediment removal.
- c) Lemon Bay Isles/Grass Carp: Ms. Kelley conveyed the project manager is developing the scope and it should be put out to bid within the next month.

New Business:

- a) Financial Reports: The fiscal year (FY) 2023 quarter two actual expenditure, FY23 quarter one activity report and the preliminary FY24/25 budgets were provided for review.
- b) FY22 Executive Summary Report: Ms. Kelley reviewed the summary that is provided to the Board of County Commissioners, indicating the duties and responsibilities of an Advisory Board member, the purpose of the specific unit and a brief description of the internal and external work programs.

Citizen Input on MSBU Items (3 Minute Limit):

None

Advisory Board Open Discussion:

None

Schedule Meetings / Items for Next Agenda:

Future meetings are scheduled at the West County Annex Conference Room as follows:

- Wednesday, August 23, 2023, 9:30 a.m.
- Wednesday, November 15, 2023, 9:30 a.m.

Submitted by Kimberly Kelley
Public Works Department

Chair Signature

Date

West Charlotte Stormwater MSBU

Fund Financial Report
Oct. 1, 2022 - June 30, 2023

	Actual FY2022	Adopted Budget FY2023	YTD Actual FY2023	Projected FY2023
Beginning Balance	\$ 6,386,782	\$ 4,019,077	\$ 6,370,252	\$ 6,370,252
Revenues				
Assessments & Earnings	1,053,445	1,099,680	1,204,170	1,099,680
Grant & Subsidy Revenue	-	-	-	-
Loans & Borrowing	-	-	-	-
Total Revenue	\$1,053,445	\$1,099,680	\$1,204,170	\$1,099,680
Expenditures				
Contract Services	89,065	72,201	147,240	176,901
Pipe Lining	93,061	1,750,000	-	500,000
Water Quality	38,529	107,309	111,733	185,890
Public Works Services	434,504	798,106	5,956	415,000
Internal Charges	18,248	16,534	16,534	16,534
Purchased Services	325,364	249,503	200,576	273,834
Materials and Supplies	-	-	-	-
Capital Outlay	-	-	-	-
Debt Services	-	-	-	-
Project Costs				
Nat'l Pollution Discharge Elimination	55,008	45,001	10,433	10,433
Total Maximum Daily Load Program	-	138,657	-	-
Canal Sediment Removal-West County	11,697	620,393	1,921	1,921
South Gulf Cove WW Lock Split Funded	4,500	5,000	-	5,000
Total Expenditures	1,069,975	3,802,704	494,393	1,585,513
Reserves (Ending Fund Balance)	\$6,370,252	\$1,316,053	\$7,080,028	\$5,884,419
<i>Reserve %</i>	85.6%	25.7%	93.5%	78.8%

Date Prepared: 7/24/2023

Monthly Funding Report

START DATE:

01/01/2023

END DATE:

03/31/2023

West Charlotte Storm Water Utility Unit

Project	WO Number	WO Description	Location	Date Worked	Labor Hours	Labor Cost	Materials Cost	Equip. Cost	Contractor Cost	Work Accomp	Total Cost
	7891	Contracted - Landscaping		03/22/2023	0.25	21.36	0.00	0.00	0.00	0.00	21.36
		Work Order 7891 Total	7082 PINEDALE DR, PORT CHARLOTTE, 33981		0.25	21.36	0.00	0.00	0.00	0.00	21.36
		Contract Management Total									
		#20-127 TREE TRIMMING AND REMOVAL – ANNUAL CONTRACT									
		Contracted - Landscaping Total									
	3935	Investigation		03/15/2023	0.19	14.02	0.00	0.74	0.00	0.00	14.76
		Work Order 3935 Total	8071 THRUSSO RD, PORT CHARLOTTE, 33981		0.19	14.02	0.00	0.74	0.00	1.00	14.76
		Investigation Total									
	5451	Investigation		03/02/2023	0.17	12.46	0.00	0.65	0.00	0.00	13.12
		Work Order 5451 Total	8360 MAITLAND ST, PORT CHARLOTTE, 33981		0.17	12.46	0.00	0.65	0.00	1.00	13.12
		Investigation Total									
	5529	Investigation		03/30/2023	0.03	2.27	0.00	0.12	0.00	0.00	2.38
		Work Order 5529 Total	13416 ALLENTOWN AVE		0.03	2.27	0.00	0.12	0.00	2.00	2.38
		Investigation Total									
	7645	Investigation		02/07/2023	1.50	112.17	0.00	5.88	0.00	0.00	118.05
		Work Order 7645 Total	6374 SPINNAKER BLVD		1.50	112.17	0.00	5.88	0.00	1.00	118.05
		Investigation Total									
	7857	Investigation		02/14/2023	1.50	112.17	0.00	5.88	0.00	0.00	118.05
		Work Order 7857 Total	7082 PINEDALE DR		1.50	112.17	0.00	5.88	0.00	1.00	118.05
		Investigation Total									
	8489	Investigation		03/09/2023	1.50	112.17	0.00	5.88	0.00	0.00	118.05
		Work Order 8489 Total	9326 PROSPECT AVE, ENGLEWOOD, 34224		1.50	112.17	0.00	5.88	0.00	1.00	118.05

Monthly Funding Report

START DATE:

01/01/2023

END DATE:

03/31/2023

West Charlotte Storm Water Utility Unit

Project	WO Number	WO Description	Location	Date Worked	Labor Hours	Labor Cost	Materials Cost	Equip. Cost	Contractor Cost	Work Accomp	Total Cost
		Investigation Total			4.88	365.26	0.00	19.15	0.00	7.00	384.41
	6155	MSBU Administrative Work		01/04/2023	0.25	18.24	0.00	0.00	0.00		18.24
	6155	MSBU Administrative Work		01/06/2023	0.75	54.71	0.00	0.00	0.00		54.71
	6155	MSBU Administrative Work		01/07/2023	0.25	18.24	0.00	0.00	0.00		18.24
	6155	MSBU Administrative Work		01/10/2023	0.75	54.71	0.00	0.00	0.00		54.71
	6155	MSBU Administrative Work		01/11/2023	0.50	36.47	0.00	0.00	0.00		36.47
	6155	MSBU Administrative Work		01/13/2023	1.00	72.94	0.00	0.00	0.00		72.94
	6155	MSBU Administrative Work		01/24/2023	1.00	72.94	0.00	0.00	0.00		72.94
	6155	MSBU Administrative Work		01/25/2023	0.75	54.71	0.00	0.00	0.00		54.71
	6155	MSBU Administrative Work		01/26/2023	0.50	36.47	0.00	0.00	0.00		36.47
	6155	MSBU Administrative Work		02/02/2023	0.50	36.47	0.00	0.00	0.00		36.47
	6155	MSBU Administrative Work		02/14/2023	2.50	182.35	0.00	0.00	0.00		182.35
	6155	MSBU Administrative Work		02/15/2023	2.25	164.12	0.00	1.96	0.00		166.08
	6155	MSBU Administrative Work		02/16/2023	1.00	72.94	0.00	0.00	0.00		72.94
	6155	MSBU Administrative Work		02/17/2023	3.00	218.82	0.00	0.00	0.00		218.82
	6155	MSBU Administrative Work		02/24/2023	1.50	109.41	0.00	0.00	0.00		109.41
	6155	MSBU Administrative Work		03/17/2023	1.00	72.94	0.00	0.00	0.00		72.94
	6155	MSBU Administrative Work		03/21/2023	0.50	36.47	0.00	0.00	0.00		36.47
	6155	MSBU Administrative Work		03/22/2023	0.50	36.47	0.00	0.00	0.00		36.47
	6155	MSBU Administrative Work		03/24/2023	1.00	72.94	0.00	0.00	0.00		72.94
	6155	MSBU Administrative Work		03/29/2023	1.00	72.94	0.00	0.00	0.00		72.94

Monthly Funding Report

START DATE:

01/01/2023

END DATE:

03/31/2023

West Charlotte Storm Water Utility Unit

Project	WO Number	WO Description	Location	Date Worked	Labor Hours	Labor Cost	Materials Cost	Equip. Cost	Contractor Cost	Work Accomp	Total Cost
	6155	MSBU Administrative Work		03/30/2023	1.50	109.41	0.00	0.00	0.00	0.00	109.41
					22.00	1,604.68	0.00	1.96	0.00	0.00	1,606.67
		Administrative Time Total									
	6155	MSBU Administrative Work		02/15/2023	2.25	164.12	0.00	1.96	0.00	0.00	166.08
					2.25	164.12	0.00	1.96	0.00	0.00	166.08
		MSBU Meeting Total									
					24.25	1,768.80	0.00	3.92	0.00	0.00	1,772.75
		Work Order 6155 Total									
					24.25	1,768.80	0.00	3.92	0.00	0.00	1,772.75
		MSBU Administrative Work Total									
	3207	Permit Inspection		01/04/2023	3.00	224.34	0.00	14.01	0.00	0.00	238.35
					3.00	224.34	0.00	14.01	0.00	0.00	238.35
		Work Order 3207 Total									
					3.00	224.34	0.00	14.01	0.00	0.00	238.35
		SWFMD Recertifications									
		Permit Inspection Total									
	2820	Project Management		01/04/2023	1.00	85.45	0.00	0.00	0.00	0.00	85.45
	2820	Project Management		01/05/2023	1.00	85.45	0.00	0.00	0.00	0.00	85.45
	2820	Project Management		01/06/2023	1.00	85.45	0.00	0.00	0.00	0.00	85.45
	2820	Project Management		01/10/2023	1.00	85.45	0.00	0.00	0.00	0.00	85.45
	2820	Project Management		01/12/2023	2.00	170.90	0.00	0.00	0.00	0.00	170.90
	2820	Project Management		01/13/2023	2.00	170.90	0.00	0.00	0.00	0.00	170.90
	2820	Project Management		01/18/2023	1.00	85.45	0.00	0.00	0.00	0.00	85.45
	2820	Project Management		01/19/2023	1.00	85.45	0.00	0.00	0.00	0.00	85.45
	2820	Project Management		01/20/2023	2.00	170.90	0.00	0.00	0.00	0.00	170.90
	2820	Project Management		01/24/2023	2.00	170.90	0.00	0.00	0.00	0.00	170.90
	2820	Project Management		01/25/2023	2.00	170.90	0.00	0.00	0.00	0.00	170.90

Monthly Funding Report

START DATE:

01/01/2023

END DATE:

03/31/2023

West Charlotte Storm Water Utility Unit

Project	WO Number	WO Description	Location	Date Worked	Labor Hours	Labor Cost	Materials Cost	Equip. Cost	Contractor Cost	Work Accomp	Total Cost
	2820	Project Management		01/26/2023	2.00	170.90	0.00	0.00	0.00	0.00	170.90
	2820	Project Management		01/27/2023	2.00	170.90	0.00	0.00	0.00	0.00	170.90
	2820	Project Management		01/31/2023	1.00	85.45	0.00	0.00	0.00	0.00	85.45
	2820	Project Management		02/01/2023	1.00	85.45	0.00	0.00	0.00	0.00	85.45
	2820	Project Management		02/02/2023	2.00	170.90	0.00	0.00	0.00	0.00	170.90
	2820	Project Management		02/07/2023	1.00	85.45	0.00	0.00	0.00	0.00	85.45
	2820	Project Management		02/08/2023	1.00	85.45	0.00	0.00	0.00	0.00	85.45
	2820	Project Management		02/10/2023	1.00	85.45	0.00	0.00	0.00	0.00	85.45
	2820	Project Management		02/14/2023	2.00	170.90	0.00	0.00	0.00	0.00	170.90
	2820	Project Management		02/15/2023	1.00	85.45	0.00	0.00	0.00	0.00	85.45
	2820	Project Management		02/16/2023	1.00	85.45	0.00	0.00	0.00	0.00	85.45
	2820	Project Management		02/22/2023	1.00	85.45	0.00	0.00	0.00	0.00	85.45
	2820	Project Management		02/28/2023	1.00	85.45	0.00	0.00	0.00	0.00	85.45
	2820	Project Management		03/01/2023	1.00	85.45	0.00	0.00	0.00	0.00	85.45
	2820	Project Management		03/02/2023	1.00	85.45	0.00	0.00	0.00	0.00	85.45
	2820	Project Management		03/14/2023	1.00	85.45	0.00	0.00	0.00	0.00	85.45
	2820	Project Management		03/15/2023	2.00	170.90	0.00	0.00	0.00	0.00	170.90
	2820	Project Management		03/16/2023	2.00	170.90	0.00	0.00	0.00	0.00	170.90
	2820	Project Management		03/17/2023	2.00	170.90	0.00	0.00	0.00	0.00	170.90
	2820	Project Management		03/21/2023	1.00	85.45	0.00	0.00	0.00	0.00	85.45
	2820	Project Management		03/22/2023	2.00	170.90	0.00	0.00	0.00	0.00	170.90
	2820	Project Management		03/23/2023	1.00	85.45	0.00	0.00	0.00	0.00	85.45
	2820	Project Management		03/28/2023	2.00	170.90	0.00	0.00	0.00	0.00	170.90

Monthly Funding Report

START DATE:

01/01/2023

END DATE:

03/31/2023

West Charlotte Storm Water Utility Unit

Project	WO Number	WO Description	Location	Date Worked	Labor Hours	Labor Cost	Materials Cost	Equip. Cost	Contractor Cost	Work Accomp	Total Cost
	2820	Project Management		03/29/2023	2.00	170.90	0.00	0.00	0.00	0.00	170.90
	2820	Project Management		03/30/2023	2.00	170.90	0.00	0.00	0.00	0.00	170.90
	2820	Project Management		03/31/2023	2.00	170.90	0.00	0.00	0.00	0.00	170.90
	Work Order 2820 Total										
	c390202 - National Pollution Discharge Elimination										
	2833	Project Management		01/10/2023	1.00	85.45	0.00	0.00	0.00	0.00	85.45
	2833	Project Management		01/11/2023	1.00	85.45	0.00	0.00	0.00	0.00	85.45
	2833	Project Management		02/02/2023	1.00	85.45	0.00	0.00	0.00	0.00	85.45
	2833	Project Management		02/09/2023	2.00	170.90	0.00	0.00	0.00	0.00	170.90
	2833	Project Management		02/10/2023	2.00	170.90	0.00	0.00	0.00	0.00	170.90
	2833	Project Management		02/15/2023	1.00	85.45	0.00	0.00	0.00	0.00	85.45
	2833	Project Management		02/16/2023	1.00	85.45	0.00	0.00	0.00	0.00	85.45
	2833	Project Management		02/17/2023	1.00	85.45	0.00	0.00	0.00	0.00	85.45
	2833	Project Management		02/24/2023	1.00	85.45	0.00	0.00	0.00	0.00	85.45
	2833	Project Management		03/15/2023	1.00	85.45	0.00	0.00	0.00	0.00	85.45
	Work Order 2833 Total										
	c392002 - Canal Sediment Removal - West County										
	3854	Project Management		01/02/2023	0.00	0.00	0.00	0.00	2,453.00	0.00	2,453.00
	3854	Project Management		02/01/2023	0.00	0.00	0.00	0.00	2,453.00	0.00	2,453.00
	3854	Project Management		03/16/2023	0.25	21.36	0.00	0.00	0.00	0.00	21.36
	Plan/Spec Review Total										
					0.25	21.36	0.00	0.00	0.00	0.00	21.36
	3854	Project Management		01/05/2023	0.25	21.36	0.00	0.98	0.00	0.00	22.34
	3854	Project Management		01/10/2023	0.25	21.36	0.00	0.98	0.00	0.00	22.34

Monthly Funding Report

START DATE:

01/01/2023

END DATE:

03/31/2023

West Charlotte Storm Water Utility Unit

Project	WO Number	WO Description	Location	Date Worked	Labor Hours	Labor Cost	Materials Cost	Equip. Cost	Contractor Cost	Work Accomp	Total Cost
	3854	Project Management		01/18/2023	0.25	21.36	0.00	0.98	0.00	0.00	22.34
	3854	Project Management		01/20/2023	0.25	21.36	0.00	0.98	0.00	0.00	22.34
	3854	Project Management		01/24/2023	0.25	21.36	0.00	0.98	0.00	0.00	22.34
	3854	Project Management		01/25/2023	0.25	21.36	0.00	0.98	0.00	0.00	22.34
	3854	Project Management		01/26/2023	0.25	21.36	0.00	0.98	0.00	0.00	22.34
	3854	Project Management		01/31/2023	0.25	21.36	0.00	0.98	0.00	0.00	22.34
	3854	Project Management		02/01/2023	0.25	21.36	0.00	0.98	0.00	0.00	22.34
	3854	Project Management		02/03/2023	0.25	21.36	0.00	0.98	0.00	0.00	22.34
	3854	Project Management		02/07/2023	0.25	21.36	0.00	0.98	0.00	0.00	22.34
	3854	Project Management		02/08/2023	0.25	21.36	0.00	0.98	0.00	0.00	22.34
	3854	Project Management		02/09/2023	0.25	21.36	0.00	0.98	0.00	0.00	22.34
	3854	Project Management		02/14/2023	0.25	21.36	0.00	0.98	0.00	0.00	22.34
	3854	Project Management		02/15/2023	0.25	21.36	0.00	0.98	0.00	0.00	22.34
	3854	Project Management		02/16/2023	0.25	21.36	0.00	0.98	0.00	0.00	22.34
	3854	Project Management		02/17/2023	0.25	21.36	0.00	0.98	0.00	0.00	22.34
	3854	Project Management		02/28/2023	0.25	21.36	0.00	0.98	0.00	0.00	22.34
	3854	Project Management		03/01/2023	0.25	21.36	0.00	0.98	0.00	0.00	22.34
	3854	Project Management		03/02/2023	0.25	21.36	0.00	0.98	0.00	0.00	22.34
	3854	Project Management		03/03/2023	0.25	21.36	0.00	0.98	0.00	0.00	22.34
	3854	Project Management		03/07/2023	0.25	21.36	0.00	0.98	0.00	0.00	22.34
	3854	Project Management		03/08/2023	0.25	21.36	0.00	0.98	0.00	0.00	22.34
	3854	Project Management		03/09/2023	0.50	42.73	0.00	1.96	0.00	0.00	44.69
	3854	Project Management		03/10/2023	0.25	21.36	0.00	0.98	0.00	0.00	22.34

Monthly Funding Report

START DATE:

01/01/2023

END DATE:

03/31/2023

West Charlotte Storm Water Utility Unit

Project	WO Number	WO Description	Location	Date Worked	Labor Hours	Labor Cost	Materials Cost	Equip. Cost	Contractor Cost	Work Accomp	Total Cost
	3854	Project Management		03/14/2023	0.25	21.36	0.00	0.98	0.00	0.00	22.34
	3854	Project Management		03/15/2023	0.25	21.36	0.00	0.98	0.00	0.00	22.34
	3854	Project Management		03/16/2023	0.75	64.09	0.00	2.94	0.00	0.00	67.03
	3854	Project Management		03/17/2023	0.25	21.36	0.00	0.98	0.00	0.00	22.34
	3854	Project Management		03/21/2023	0.25	21.36	0.00	0.98	0.00	0.00	22.34
	3854	Project Management		03/22/2023	0.25	21.36	0.00	0.98	0.00	0.00	22.34
	3854	Project Management		03/23/2023	0.25	21.36	0.00	0.98	0.00	0.00	22.34
	3854	Project Management		03/24/2023	0.25	21.36	0.00	0.98	0.00	0.00	22.34
	3854	Project Management		03/28/2023	0.25	21.36	0.00	0.98	0.00	0.00	22.34
	3854	Project Management		03/29/2023	0.25	21.36	0.00	0.98	0.00	0.00	22.34
	3854	Project Management		03/30/2023	0.25	21.36	0.00	0.98	0.00	0.00	22.34
	3854	Project Management		03/31/2023	0.25	21.36	0.00	0.98	0.00	0.00	22.34
				Project Inspection Total							
Work Order 3854 Total				10.00	854.50	0.00	39.20	0.00	0.00	0.00	893.62
West County Landscape Maintenance				10.25	875.86	0.00	39.20	4,906.00	0.00	0.00	5,820.98
#21-054 Landscape Maintenance ROW - West County											
	5606	Project Management		01/23/2023	0.50	42.73	0.00	0.00	0.00	0.00	42.73
	5606	Project Management		02/28/2023	0.50	42.73	0.00	0.00	0.00	0.00	42.73
	5606	Project Management		01/05/2023	1.00	85.45	0.00	3.92	0.00	0.00	89.37
	5606	Project Management		01/10/2023	0.50	42.73	0.00	1.96	0.00	0.00	44.69
	5606	Project Management		01/17/2023	0.50	42.73	0.00	1.96	0.00	0.00	44.69
	5606	Project Management		01/25/2023	1.00	85.45	0.00	3.92	0.00	0.00	89.37
	5606	Project Management		01/31/2023	0.50	42.73	0.00	1.96	0.00	0.00	44.69
	5606	Project Management		02/02/2023	0.50	42.73	0.00	1.96	0.00	0.00	44.69

Monthly Funding Report

START DATE:

01/01/2023

END DATE:

03/31/2023

West Charlotte Storm Water Utility Unit

Project	WO Number	WO Description	Location	Date Worked	Labor Hours	Labor Cost	Materials Cost	Equip. Cost	Contractor Cost	Work Accomp	Total Cost
	5606	Project Management		02/13/2023	0.50	42.73	0.00	1.96	0.00	0.00	44.69
	5606	Project Management		02/15/2023	0.75	64.09	0.00	2.94	0.00	0.00	67.03
	5606	Project Management		03/09/2023	1.00	85.45	0.00	3.92	0.00	0.00	89.37
	Site Visits Total										
	Work Order 5606 Total		ENGLEWOOD RD, PORT CHARLOTTE, 33981		6.25	534.06	0.00	24.50	0.00	0.00	558.59
					7.25	619.51	0.00	24.50	0.00	0.00	644.05
#22-547 FY23 Stormwater Collection System Rehab	Project Management Total										
					83.50	7,135.08	0.00	63.70	4,906.00	0.00	12,104.73
					115.88	9,514.83	0.00	100.78	4,906.00		14,521.60
	West Charlotte Storm Water Utility Unit Total										

Monthly Funding Report

START DATE:

01/01/2023

END DATE:

03/31/2023

Project	WO Number	WO Description	Location	Date Worked	Labor Hours	Labor Cost	Materials Cost	Equip. Cost	Contractor Cost	Work Accomp	Total Cost
					115.88	9,514.83	0.00	100.78	4,906.00		14,521.60

Grand totals for all MSBUs reported

West Charlotte Stormwater MSBU

Fund Financial Report
Oct. 1, 2022 - Mar. 31, 2023

	Actual FY2022	Adopted Budget FY2023	YTD Actual FY2023	Projected FY2023
Beginning Balance	\$ 6,386,782	\$ 4,019,077	\$ 6,370,252	\$ 6,370,252
Revenues				
Assessments & Earnings	1,053,445	1,099,680	1,032,474	1,099,680
Grant & Subsidy Revenue	-	-	-	-
Loans & Borrowing	-	-	-	-
Total Revenue	\$1,053,445	\$1,099,680	\$1,032,474	\$1,099,680
Expenditures				
Contract Services	89,065	72,201	11,284	323,101
Pipe Lining	93,061	1,750,000	-	1,750,000
Water Quality	38,529	107,309	73,825	103,890
Public Works Services	434,504	798,106	3,172	798,106
Internal Charges	18,248	16,534	16,534	16,534
Purchased Services	325,364	249,503	111,370	249,503
Materials and Supplies	-	-	-	-
Capital Outlay	-	-	-	-
Debt Services	-	-	-	-
Project Costs				
Nat'l Pollution Discharge Elimination	55,008	45,001	7,613	7,613
Total Maximum Daily Load Program	-	138,657	-	-
Canal Sediment Removal-West County	11,697	620,393	860	860
South Gulf Cove WW Lock Split Funded	4,500	5,000	-	5,000
Total Expenditures	1,069,975	3,802,704	224,659	3,254,607
Reserves (Ending Fund Balance)	\$6,370,252	\$1,316,053	\$7,178,067	\$4,215,325
<i>Reserve %</i>	85.6%	25.7%	97.0%	56.4%

Date Prepared: 4/28/2023

Monthly Funding Report

START DATE:

10/01/2022

END DATE:

12/31/2022

West Charlotte Storm Water Utility Unit

Project	WO Number	WO Description	Location	Date Worked	Labor Hours	Labor Cost	Parts Cost	Equip. Cost	Contractor Cost	Work Accomp	Total Cost
	3716	MSBU Administrative Work		10/19/2022	0.25	18.87	0.00	0.00	0.00	0.00	18.87
	3716	MSBU Administrative Work		10/21/2022	0.25	18.87	0.00	0.00	0.00	0.00	18.87
	3716	MSBU Administrative Work		10/26/2022	0.50	37.73	0.00	0.00	0.00	0.00	37.73
	3716	MSBU Administrative Work		10/27/2022	0.50	37.73	0.00	0.00	0.00	0.00	37.73
	3716	MSBU Administrative Work		11/01/2022	0.50	36.47	0.00	0.00	0.00	0.00	36.47
	3716	MSBU Administrative Work		11/02/2022	0.50	36.47	0.00	0.00	0.00	0.00	36.47
	3716	MSBU Administrative Work		11/03/2022	0.50	36.47	0.00	0.00	0.00	0.00	36.47
	3716	MSBU Administrative Work		11/04/2022	0.25	18.24	0.00	0.00	0.00	0.00	18.24
	3716	MSBU Administrative Work		11/08/2022	0.50	36.47	0.00	0.00	0.00	0.00	36.47
	3716	MSBU Administrative Work		11/15/2022	0.50	36.47	0.00	0.00	0.00	0.00	36.47

Administrative Time Total

Work Order 3716 Total				4.25	313.78	0.00	0.00	0.00	0.00	0.00	313.79
				4.25	313.78	0.00	0.00	0.00	0.00	0.00	313.79

6155		MSBU Administrative Work		12/06/2022	0.50	36.47	0.00	0.00	0.00	0.00	36.47
6155		MSBU Administrative Work		11/23/2022	1.00	72.94	0.00	0.00	0.00	0.00	72.94
6155		MSBU Administrative Work		11/30/2022	0.50	36.47	0.00	0.00	0.00	0.00	36.47
6155		MSBU Administrative Work		12/14/2022	0.25	18.24	0.00	0.00	0.00	0.00	18.24
6155		MSBU Administrative Work		12/21/2022	1.00	72.94	0.00	0.00	0.00	0.00	72.94
6155		MSBU Administrative Work		12/29/2022	0.50	36.47	0.00	0.00	0.00	0.00	36.47
6155		MSBU Administrative Work		12/30/2022	0.75	54.71	0.00	0.00	0.00	0.00	54.71
					4.00	291.76	0.00	0.00	0.00	0.00	291.77
					3.50	255.29	0.00	3.92	0.00	0.00	259.21
					3.50	255.29	0.00	3.92	0.00	0.00	259.21
				12/21/2022	2.00	145.88	0.00	0.00	0.00	0.00	145.88

Administrative Time Total

MSBU Meeting Total

Monthly Funding Report

START DATE:

10/01/2022

END DATE:

12/31/2022

West Charlotte Storm Water Utility Unit

Project	WO Number	WO Description	Location	Date Worked	Labor Hours	Labor Cost	Parts Cost	Equip. Cost	Contractor Cost	Work Accomp	Total Cost
MSBU Minutes Total											
		Work Order 6155 Total			2.00	145.88	0.00	0.00	0.00	0.00	145.88
					10.00	729.40	0.00	3.92	0.00	0.00	733.33
					14.25	1,043.18	0.00	3.92	0.00	0.00	1,047.12
MSBU Administrative Work Total											
	2820	Project Management		10/12/2022	1.00	85.78	0.00	0.00	0.00	0.00	85.78
	2820	Project Management		10/13/2022	2.00	171.56	0.00	0.00	0.00	0.00	171.56
	2820	Project Management		10/14/2022	2.00	171.56	0.00	0.00	0.00	0.00	171.56
	2820	Project Management		10/19/2022	1.00	85.78	0.00	0.00	0.00	0.00	85.78
	2820	Project Management		10/20/2022	2.00	171.56	0.00	0.00	0.00	0.00	171.56
	2820	Project Management		10/25/2022	2.00	171.56	0.00	0.00	0.00	0.00	171.56
	2820	Project Management		10/26/2022	2.00	171.56	0.00	0.00	0.00	0.00	171.56
	2820	Project Management		10/27/2022	1.00	85.78	0.00	0.00	0.00	0.00	85.78
	2820	Project Management		10/28/2022	2.00	171.56	0.00	0.00	0.00	0.00	171.56
	2820	Project Management		11/15/2022	1.00	85.45	0.00	0.00	0.00	0.00	85.45
	2820	Project Management		11/16/2022	1.00	85.45	0.00	0.00	0.00	0.00	85.45
	2820	Project Management		11/29/2022	2.00	170.90	0.00	0.00	0.00	0.00	170.90
	2820	Project Management		11/30/2022	1.00	85.45	0.00	0.00	0.00	0.00	85.45
	2820	Project Management		12/07/2022	1.00	85.45	0.00	0.00	0.00	0.00	85.45
	2820	Project Management		12/08/2022	1.00	85.45	0.00	0.00	0.00	0.00	85.45
	2820	Project Management		12/09/2022	1.00	85.45	0.00	0.00	0.00	0.00	85.45
	2820	Project Management		12/13/2022	1.00	85.45	0.00	0.00	0.00	0.00	85.45
	2820	Project Management		12/14/2022	1.00	85.45	0.00	0.00	0.00	0.00	85.45
	2820	Project Management		12/15/2022	1.00	85.45	0.00	0.00	0.00	0.00	85.45

Monthly Funding Report

START DATE:

10/01/2022

END DATE:

12/31/2022

West Charlotte Storm Water Utility Unit

Project	WO Number	WO Description	Location	Date Worked	Labor Hours	Labor Cost	Parts Cost	Equip. Cost	Contractor Cost	Work Accomp	Total Cost
	2820	Project Management		12/16/2022	1.00	85.45	0.00	0.00	0.00	0.00	85.45
	2820	Project Management		12/21/2022	1.00	85.45	0.00	0.00	0.00	0.00	85.45
	2820	Project Management		12/22/2022	1.00	85.45	0.00	0.00	0.00	0.00	85.45
	Work Order 2820 Total										
					29.00	2,483.00	0.00	0.00	0.00	0.00	2,483.00
c390202 - National Pollution Discharge Elimination											
	2833	Project Management		11/01/2022	1.00	85.78	0.00	0.00	0.00	0.00	85.78
	2833	Project Management		12/20/2022	1.00	85.45	0.00	0.00	0.00	0.00	85.45
	2833	Project Management		12/21/2022	1.00	85.45	0.00	0.00	0.00	0.00	85.45
	2833	Project Management		12/22/2022	1.00	85.45	0.00	0.00	0.00	0.00	85.45
	Work Order 2833 Total										
					4.00	342.13	0.00	0.00	0.00	0.00	342.13
c392002 - Canal Sediment Removal - West County											
	3854	Project Management		10/01/2022	0.00	0.00	0.00	0.00	1,471.80	0.00	1,471.80
	3854	Project Management		11/01/2022	0.25	21.45	0.00	0.98	2,453.00	0.00	2,475.43
	3854	Project Management		11/02/2022	0.25	21.36	0.00	0.98	0.00	0.00	22.35
	3854	Project Management		11/30/2022	0.25	21.00	0.00	0.96	0.00	0.00	21.96
	3854	Project Management		12/01/2022	0.00	0.00	0.00	0.00	2,453.00	0.00	2,453.00
	3854	Project Management		12/02/2022	0.25	21.36	0.00	0.98	0.00	0.00	22.34
	3854	Project Management		12/06/2022	0.26	21.96	0.00	1.01	0.00	0.00	22.97
	3854	Project Management		12/21/2022	0.25	21.36	0.00	0.98	0.00	0.00	22.34
	3854	Project Management		11/04/2022	0.25	21.36	0.00	0.98	0.00	0.00	22.34
	3854	Project Management		11/15/2022	0.25	21.36	0.00	0.98	0.00	0.00	22.34
	3854	Project Management		11/18/2022	0.25	21.36	0.00	0.98	0.00	0.00	22.34
	3854	Project Management		11/29/2022	1.25	106.81	0.00	4.90	0.00	0.00	111.71

Monthly Funding Report

START DATE:

10/01/2022

END DATE:

12/31/2022

West Charlotte Storm Water Utility Unit

Project	WO Number	WO Description	Location	Date Worked	Labor Hours	Labor Cost	Parts Cost	Equip. Cost	Contractor Cost	Work Accomp	Total Cost
	3854	Project Management		12/08/2022	0.23	19.94	0.00	0.91	0.00	0.00	20.85
	3854	Project Management		12/09/2022	0.27	23.14	0.00	1.06	0.00	0.00	24.20
	3854	Project Management		12/14/2022	0.27	22.89	0.00	1.05	0.00	0.00	23.94
	3854	Project Management		12/16/2022	0.25	21.36	0.00	0.98	0.00	0.00	22.34
	3854	Project Management		12/22/2022	0.25	21.36	0.00	0.98	0.00	0.00	22.34
					3.27	279.59	0.00	12.83	0.00	0.00	292.40
					4.77	408.08	0.00	18.72	6,377.80	0.00	6,804.59

Project Inspection Total

Work Order 3854 Total West County Landscape Maintenance

#21-054 Landscape Maintenance ROW - West County

	5606	Project Management		12/19/2022	1.00	85.45	0.00	0.00	0.00	0.00	85.45
	5606	Project Management		11/07/2022	1.00	85.45	0.00	0.00	0.00	0.00	85.45
					1.00	85.45	0.00	0.00	0.00	0.00	85.45

Plan/Spec Review Total

	5606	Project Management		11/29/2022	0.50	42.73	0.00	1.96	0.00	0.00	44.69
	5606	Project Management		12/13/2022	1.50	128.18	0.00	5.88	0.00	0.00	134.06
	5606	Project Management		12/14/2022	1.00	85.45	0.00	3.92	0.00	0.00	89.37
	5606	Project Management		12/20/2022	0.75	64.09	0.00	2.94	0.00	0.00	67.03
					3.75	320.44	0.00	14.70	0.00	0.00	335.15
					5.75	491.34	0.00	14.70	0.00	0.00	506.05

Site Visits Total

Work Order 5606 Total ENGLEWOOD RD, PORT CHARLOTTE, 33981

#22-547 FY23 Stormwater Collection System Rehab

Project Management Total

West Charlotte Storm Water Utility Unit Total

					43.52	3,724.55	0.00	33.42	6,377.80	0.00	10,135.77
					57.77	4,767.73	0.00	37.34	6,377.80	0.00	11,182.89

Monthly Funding Report

START DATE:

10/01/2022

END DATE:

12/31/2022

Project	WO Number	WO Description	Location	Date Worked	Labor Hours	Labor Cost	Parts Cost	Equip. Cost	Contractor Cost	Work Accomp	Total Cost
					57.77	4,767.73	0.00	37.34	6,377.80		11,182.89

Grand totals for all MSBUs reported

The new Activity Reports are broken down by maintenance activity and then by work order number. You will see a total cost per work order and then a total cost by activity before the report transitions to the next activity. Please be advised that the total per maintenance activity is for the work above the total, not below as shown with the blue & yellow section below.

Project	WO Number	WO Description	Location	Date Worked	Labor Hours	Labor Cost	Materials Cost	Equip. Cost	Contractor Cost	Work Accomp	Total Cost	
#22-530 Safety Mowing - West County	7992	Camera/Video		03/07/2023	1.50	109.41	0.00	5.88	0.00	1.00	115.29	
	Work Order 7992 Total											
	219 ANTILLA DR, Rotonda West, 33947											
	Camera/Video Total											
	7994	Concrete Catch Basin Repair		03/28/2023	2.00	145.88	0.00	9.34	0.00	0.00	1.00	155.22
	7994	Concrete Catch Basin Repair		03/29/2023	12.50	879.71	440.00	24.19	0.00	0.00	1.00	1,343.90
	Work Order 7994 Total											
	219 ANTILLA DR											
	Concrete Catch Basin Repair Total											
	177 WRIGHT DR, Rotonda West, 33947											
8259	Concrete Catch Basin Repair		02/28/2023	6.00	407.88	319.20	35.40	0.00	0.00	1.00	762.48	
Work Order 8259 Total												
177 WRIGHT DR, Rotonda West, 33947												
Concrete Catch Basin Repair Total												
20.50 1,433.47 759.20 66.93 0.00 2.00 2,261.60												
Total for Catch Basin Repair maintenance activity												
8304	Contracted Work - Inspection		03/01/2023	0.01	0.55	0.00	0.03	0.00	0.00	0.00	0.58	
Work Order 8304 Total												
SAN CASA DR, ENGLEWOOD, 34224												
Contracted Work - West County												
Contracted Work - Inspection Total												
0.01 0.55 0.00 0.03 0.00 7.50 0.58												
Start of next maintenance activity												
0.01 0.55 0.00 0.03 0.00 7.50 0.58												

Data for work order 7994 - 219 Antilla Drive

Data for work order 8259 - 177 Wright Drive

**West Charlotte Stormwater
Where Does Your MSBU Dollar Go?**

	Percentage	Rate/Acre	Per 80' Lot
Public Works Services	33.1%	\$ 41.38	\$ 10.35
Other Direct & Misc. Costs	11.0%	\$ 13.76	\$ 3.44
Contract Services/Other	3.0%	\$ 3.73	\$ 0.93
Pipe Lining	27.1%	\$ 33.81	\$ 8.45
Water Quality			
One Charlotte One Water			
<i>Funding request (\$97,108)</i>	2.6%	\$ 3.28	\$ 0.82
<i>Additional funding request (\$27,892)</i>	0.8%	\$ 0.94	\$ 0.24
Annual Monitoring	0.8%	\$ 1.03	\$ 0.26
Infrastructure Compliance Projects			
TMDL	3.8%	\$ 4.69	\$ 1.17
NPDES	1.1%	\$ 1.41	\$ 0.35
Canal Sediment Removal-West County	16.8%	\$ 20.96	\$ 5.24
Total Rate		\$ 125.00	\$ 31.25
Initial proposed rate		\$ 125.00	\$ 31.25
One Charlotte One Water reduction		\$ (0.94)	\$ (0.24)
Canal Sediment Removal reduction		\$ (20.96)	\$ (5.24)
Revised Rate		\$ 103.10	\$ 25.77

Notes:

TMDL and NPDES projects are split between Mid, South and West Stormwater Units.

Decreased One Charlotte One Water funding from \$125,000 to \$97,108.

Canal Sediment Removal project postponed to FY26.

NPDES REQUIREMENTS FOR CHARLOTTE COUNTY



Terminology



- NPDES – National Pollutant Discharge Elimination System
- EPA – Environmental Protection Agency
- FDEP – Florida Department of Environmental Protection
- MS4 – Municipal Separate Storm Sewer System
- BMPs – Best Management Practices




Clean Water Act
1972

NPDES Stormwater Program
1990

EPA

FDEP

October 2000
Phase II started July 1, 2003



Construction Sites
1 acre or more

FDEP issues permit

**Municipal Separate
Storm Sewer Systems**

< 100,000 people
in Urbanized Area
or designated by state

Industrial Activities

marinas,
auto salvage,
WWTPs...

29 industries

NPDES Phase II

The Permit Process



- ✓ Notice of Intent (NOI) is the application form
 - ✓ “Self-proposed” Stormwater Management Plan
 - ✓ BMPs must Address the 6 Minimum Measures
 - ✓ Must include Measurable Goals
 - ✓ Timetable to Implement Over 5-Year Permit Term

Stormwater Management Program Requirements



Six (6) Minimum Measures

1. Public Education & Outreach
2. Public Participation & Involvement
3. Illicit Discharge Detection & Elimination
4. Construction Site Runoff Control
5. Post-Construction Runoff Control
6. Pollution Prevention & Good Housekeeping

Stormwater Management Program Requirements



Minimum Measure #1

1. Public Education & Outreach
Educating the public about the importance of water quality issues and how to achieve good management practices.

How to Get Involved



Organizations to get involved with:

Florida Yards and Neighbors

Keep Charlotte Beautiful

Adopt-A-Road

Household Hazardous Waste & Recycling

Charlotte Harbor Environmental Center

Charlotte Harbor National Estuary Program

Stormwater Management Program Requirements



Minimum Measure #2

2. Public Participation & Involvement
 Educate the public about the NPDES permit and the County's requirements.

Stormwater Management Program Requirements



Minimum Measure #3

3. Illicit Discharge Detection & Elimination
Preventing illegal discharging into our MS4 by educating, being on the look-out, & enforcing.

Stormwater Management Program Requirements



Minimum Measure #4

4. Construction Site Runoff Control
Controlling construction site runoff through educating, inspecting, & enforcing.

Stormwater Management Program Requirements



Minimum Measure #5

5. Post-Construction Runoff Control

**This is regulated by the Southwest
Florida Water Management District.**

Stormwater Management Program Requirements



Minimum Measures #6

6. Pollution Prevention & Good Housekeeping
Ensuring that Charlotte County Facilities and workers practice good management practices.

Thank You



If you have any questions or want
to get involved contact:

Karen Bliss
NPDES Coordinator
(941) 575-3642