

MINUTES
WEST CHARLOTTE STORMWATER UTILITY
MUNICIPAL SERVICE BENEFIT UNIT (MSBU)

ADVISORY BOARD REGULAR MEETING
WEDNESDAY, DECEMBER 13, 2023

1:33 p.m. – 2:50 p.m.
Mac V. Horton West County Annex, Room 120
6868 San Casa Drive, Englewood, Florida

Members Present: Hank Killion, Vice Chair
Mario Audia
John House
Geoffrey Norton

Members Absent: Benjamin Sinclair, Chair

County Staff: Kellie Stewart, Community Liaison
Brandon Moody, Water Quality Manager
Jessica Reynolds, Senior Administrative Assistant

Guests: None

Call to Order / Roll Call:

The meeting was called to order at 1:33 p.m. A roll call was taken, and a quorum was present.

Changes to the Agenda / Motion to Approve Changes:

None

Citizen Input on Agenda Items (3 Minute Limit):

None

Approval of Minutes:

The August 23, 2023, minutes were unanimously approved as written.

Unfinished Business:

- a) Canal Sediment Removal Program – Sioux Waterway / Private vs. County-Owned Plats for Oyster Creek: The Advisory Board conversed on privately owned versus county-owned canals that extend to the intercoastal, as well as dredging costs. Mr. Moody pointed out that the existing canal sediment removal program does not encompass the Sioux Waterway. However, talks have been held regarding its potential inclusion, pending budget considerations. He also addressed issues related to the platting structure, ownership of waters, and the procedure for debris removal in non-navigable waterways across the county. Specifically, he detailed the necessity of obtaining a permit from the Southwest Florida Water Management District (SWFMD) for debris removal activities in the Oyster Creek area. The discussion further touched upon topics such as easement access, state-owned waters, water flow, and navigability within the Oyster Creek area. Ms. Stewart briefly outlined the process of establishing a waterway MSBU to tackle dredging concerns and expressed the intention to verify the details with internal staff.
- b) Lemon Bay Isles / Fish Gates: Ms. Stewart provided an update on the fish gates project and informed that the bidding process concluded at 2:00 p.m. on December 13, 2023. She clarified that the permanent repairs for the fish gates involve the removal of damaged structures and the furnish and installation of fish barriers at three existing weir locations on the Rotonda River Waterway. She reiterated the decision made in the previous meeting, emphasizing that the staff does not intend to pursue fish gates at the two lakes in Lemon Bay Isles due to concerns related to maintenance and flooding. The discussion extended to include Mr. Moody's ongoing

efforts to address water quality within Lemon Bay Isles. Mr. Killion raised a question regarding whether the repairs for the fish gates would be funded by the Federal Emergency Management Agency (FEMA).

New Business:

- a) Financial Reports: The fiscal year (FY) 2024-2025 adopted budget, quarter three and four activity maintenance and actual expenditure reports, were provided for review. The Advisory Board continued conversation on the MSBU rates, pipe lining, the canal sediment removal program, and reserves.

Citizen Input on MSBU Items (3 Minute Limit):

None

Advisory Board Open Discussion:

Mr. Moody reviewed the Charlotte Harbor National Estuary Program (CHNEP) water quality lab reports. Conversation followed about water quality within Amberjack Creek and the west branch of Coral Creek. Mr. Moody reviewed the Florida Department of Environmental Protection (FDEP) waterbody impairment information and showed a presentation on water quality status and updates with the Advisory Board – see attached. Discussion continued.

Schedule Meetings / Items for Next Agenda:

Ms. Stewart discussed the 2024 meeting dates. Mr. Norton motioned to approve the 2024 meeting schedule. It was seconded and unanimously approved. Future meetings are scheduled for 9:30 a.m. at the West County Annex Conference Room as follows:

- Wednesday, January 24, 2024
- Wednesday, March 13, 2024 – Location change: Centennial Park Recreation Center (1120 Centennial Boulevard, Port Charlotte)
- Wednesday, July 24, 2024
- Wednesday, October 2, 2024

The meeting adjourned at 2:50 p.m.

Submitted by Kellie Stewart
Public Works Department

Chair Signature

Date

**MINUTES
WEST CHARLOTTE STORMWATER UTILITY
MUNICIPAL SERVICE BENEFIT UNIT (MSBU)**

**ADVISORY BOARD REGULAR MEETING
THURSDAY, JANUARY 18, 2024**

1:32 p.m. – 2:54 p.m.

**Mac V. Horton West County Annex, Room 120
6868 San Casa Drive, Englewood, Florida**

Members Present: Benjamin Sinclair, Chair
Hank Killion, Vice Chair
Mario Audia
John House
Geoffrey Norton

Members Absent: None

County Staff: Karlene McDonald, Operations Supervisor

Guests: None

Call to Order / Roll Call:

The meeting was called to order at 1:32 p.m. A roll call was taken, and a quorum was present.

Changes to the Agenda / Motion to Approve Changes:

None

Election of Officers / Robert's Rules of Order / Sunshine Law:

Mr. Killion motioned to keep the current officers, seconded by Mr. Norton and unanimously approved.

The Advisory Board viewed the Sunshine Law and Robert's Rules of Order presentation by County Attorney Janette Knowlton. Ms. McDonald reviewed public record retention guidelines, Charlotte County's Records Management contact information.

Citizen Input on Agenda Items (3 Minute Limit):

None

Approval of Minutes:

The December 13, 2023, minutes were unanimously approved as submitted.

Unfinished Business:

- a. Hurricane Ian Permanent Repairs - Fish Gates: Mr. Killion provided a history of the fish gates in Rotonda West and the reason for installation. He commented on the bid packet, lack of photos and the bid tabulation sheet. Ms. McDonald elaborated on Federal Emergency Management Agency (FEMA) requirements for projects, conversation ensued regarding bids received and cost versus benefit of restoration; Ms. McDonald confirmed at this time, the MSBU is not covering a portion of the restoration costs. Mr. Killion motioned for community supporting repairs through the MSBU, the motion was withdrawn.
- b. Canal Sediment Removal Program: There are no current updates as the project has been placed on hold until fiscal year (FY) 2026.

New Business:

- a. Financial Reports: The FY2023 annual report and quarter four activity maintenance report were reviewed. The Advisory Board continued conversation on the MSBU rates and inquired about a work order for the Sioux Waterway.

Citizen Input on MSBU Items (3 Minute Limit):

None

Advisory Board Open Discussion:

Mr. Sinclair noted drainage issues on Pindale Drive in front of the Wendy's and the possibility of the West Charlotte Stormwater MSBU funding a portion of the Darnell Avenue pipe lining. Mr. Audia inquired about drainage on Faust Avenue.

Schedule Meetings / Items for Next Agenda:

Future meetings are scheduled for 9:30 a.m. as follows:

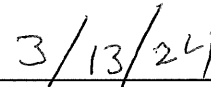
- Wednesday, March 13, 2024, Centennial Park Recreation Center
- Wednesday, July 24, 2024, West County Annex Conference Room
- Wednesday, October 2, 2024, West County Annex Conference Room

The meeting adjourned at 2:54 p.m.

Submitted by Karlene McDonald
Public Works Department



Chair Signature



Date

AGENDA

WEST CHARLOTTE STORMWATER UTILITY MUNICIPAL SERVICE BENEFIT UNIT (MSBU)

ADVISORY BOARD REGULAR MEETING THURSDAY, JANUARY 18, 2024

1:30 p.m., Mac V. Horton, West County Annex, Room 120
6868 San Casa Drive, Englewood, Florida

BOARD MEMBERS: Benjamin Sinclair, Chair
Hank Killion, Vice Chair
Mario Audia
John House
Geoffrey Norton

COUNTY STAFF: Karlene McDonald, Operations Supervisor

PURPOSE: Regular Meeting

1. Call to Order / Roll Call
2. Changes to the Agenda
3. Election of Officers / Robert's Rules of Order / Sunshine Law
4. Citizen Input on Agenda Items (3 Minute Limit)
5. Approval of Minutes: December 13, 2023
6. Unfinished Business
 - a. Hurricane Ian Permanent Repairs – Fish Gates
 - b. Canal Sediment Removal Program
7. New Business
 - a. Financial Reports
8. Citizen Input on MSBU Items (3 Minute Limit)
9. Advisory Board Open Discussion
10. Meeting Schedule / Items for Next Agenda
11. Motion to Adjourn

West Charlotte Stormwater District MSBU
Fund Financial Report - 5 Year Annual Report
Oct. 1, 2017 - Sept. 30, 2023

	Actual FY2019	Actual FY2020	Actual FY2021	Actual FY2022	Adopted Budget FY2023	Actual FY2023
Beginning Balance	\$ 5,709,989	\$ 6,255,651	\$ 6,583,759	\$ 6,386,782	\$ 4,019,077	\$ 6,370,252
Revenues						
Assessments & Earnings						
Assessments	1,119,103	1,120,326	1,132,135	1,115,618	1,142,633	1,106,064
Interest	127,797	96,194	37,109	23,009	13,172	247,497
Net Inc/(Decr) Fair Market Value-Investments	83,640	55,304	(35,077)	(120,801)	-	47,288
Misc Rev-Refund Prior Year Exp	-	-	-	-	-	-
Excess Fees /Tax Collector	6,862	-	6,820	6,138	-	5,995
Less 5% Reserve - FS 129.01(2)b	-	-	-	-	(57,791)	-
Grant & Subsidy Revenue						
State Grant-P/E Stmwtr Mgmt	-	-	-	29,480	1,666	-
Grants from Oth Govts-SWFWMD	-	-	-	-	-	-
Loans & Borrowing						
Total Revenue	\$ 1,337,402	\$ 1,271,824	\$ 1,140,987	\$ 1,053,445	\$ 1,099,680	\$ 1,406,843
Expenditures						
Contract Services						
Engineering	-	-	-	-	-	-
Other Professional Svcs	-	-	-	-	-	-
Other Contractual Svcs	100	57,725	-	59,629	25,000	1,700
Concrete Flatwork	-	-	-	-	-	-
Drainage	-	-	-	-	-	125,450
Sod Installed	600	5,100	1,102	-	20,750	5,600
ROW Reclamation	-	-	-	-	-	-
Specialty Mowing	27,012	25,771	28,497	29,436	26,451	28,455
Contract Services; other						
Pipe Lining	-	164,436	644,644	93,061	1,750,000	143,296
Water Quality Monitoring	26,750	20,172	32,571	38,529	107,309	143,533
Public Works Services						
Equip Repl Charges-PubWrks	133,451	128,664	140,748	167,177	212,505	6,773
Operating Exp-PubWrks	340,004	272,627	231,964	267,326	538,593	25,162
Lighting Materials	-	-	-	-	-	440
Road & Bridge Materials	1,792	1,737	2,872	-	47,008	-
Internal Charges						
Central/Indirect Svcs	7,117	10,009	10,509	18,248	16,534	16,534
Purchased Services						
Postage	-	-	-	-	-	-
Admin Svcs-PubWrks	-	-	-	-	-	-
Personal Svcs-InterDept	-	-	-	-	-	384
Reimb-Aquatic Weed Chrgs	232,738	235,390	222,205	311,257	225,000	275,278
Printing & Binding	-	-	-	-	-	31,609
Advertising-Legal	-	-	-	-	150	411
Fees-Landfill	1,078	293	173	-	1,500	-
Collection Fee-Tax Collector	15,363	14,319	14,480	14,107	22,853	13,348
Materials and Supplies						
Educational Expenses	-	-	-	-	-	-
Capital Outlay						
Land Acquisition	-	-	-	-	-	-
ROW Acquisition	2,181	4,139	-	-	-	-
Imprv-Other Than Bldgs	-	-	-	-	-	-
Debt Services						
Principal	-	-	-	-	-	-
Interest	-	-	-	-	-	-
Other Debt Service Costs	-	-	-	-	-	-
Project Costs						
Natl Pollution Discharge Elimination						
Engineering	-	-	-	21,347	16,667	3,362
Construction	-	-	-	-	-	-
Labor (does not incl all labor prior to FY23)	3,552	3,333	3,552	33,661	28,334	19,518
Canal Sediment Removal-West County						
Engineering	-	-	4,645	7,163	100,000	553
Construction	-	-	-	-	500,000	-
Labor (does not incl all labor prior to FY23)	-	-	-	4,534	20,393	1,709
TMDL (Total Max. Daily Load Program)						
Engineering	-	-	-	-	133,333	-
Construction	-	-	-	-	-	-
Labor (does not incl all labor prior to FY23)	-	-	-	-	5,324	-
SGC WW Lock Repair						
Engineering	-	-	-	4,500	5,000	-
Construction	-	-	-	-	-	-
Labor (does not incl all labor prior to FY23)	-	-	-	-	-	-
Total Expenditures	791,740	943,716	1,337,963	1,069,975	3,802,704	843,116
Reserves (Ending Fund Balance)	\$ 6,255,651	\$ 6,583,759	\$ 6,386,782	\$ 6,370,252	\$ 1,316,053	\$ 6,933,980
Reserve %	88.8%	87.5%	82.7%	85.6%	25.7%	89.2%

Date Prepared: 1/3/2024

Monthly Funding Report

START DATE:

07/01/2023

END DATE:

09/30/2023

West Charlotte Storm Water Utility Unit

Project	WO Number	WO Description	Location	Date Worked	Labor Hours	Labor Cost	Materials Cost	Equip. Cost	Contractor Cost	Work Accomp	Total Cost
	13095	Contracted Pipe Lining		08/14/2023	0.50	42.72	0.00	0.00	0.00	0.00	42.73
	13095	Contracted Pipe Lining		08/21/2023	0.25	21.36	0.00	0.00	0.00	0.00	21.36
		Contract Management Total			0.75	64.09	0.00	0.00	0.00	0.00	64.09
	Work Order 13095 Total		12901 GASPARILLA RD, PLACIDA, 33946		1.25	106.81	0.00	1.96	0.00	0.00	108.78
		Contracted Pipe Lining Total			9.25	790.41	0.00	28.42	0.00	0.00	818.85
	12363	GIS Update		07/31/2023	0.25	18.24	0.00	0.00	0.00	0.00	18.24
	Work Order 12363 Total				0.25	18.24	0.00	0.00	0.00	2.00	18.24
	13097	GIS Update		07/31/2023	0.50	36.47	0.00	0.00	0.00	0.00	36.47
	Work Order 13097 Total		12901 Gasparilla Rd		0.50	36.47	0.00	0.00	0.00	3.00	36.47
		GIS Update Total			0.75	54.70	0.00	0.00	0.00	5.00	54.71
	4025	Investigation		08/21/2023	0.10	7.48	0.00	0.39	0.00	0.00	7.87
	Work Order 4025 Total		5496 CALLAWAY ST, PORT CHARLOTTE, 33981		0.10	7.48	0.00	0.39	0.00	1.00	7.87
	4258	Investigation		08/18/2023	0.30	22.43	0.00	1.18	0.00	0.00	23.61
	Work Order 4258 Total		12127 KINGSBURY AVE, PORT CHARLOTTE, 33981		0.30	22.43	0.00	1.18	0.00	1.00	23.61
	5208	Investigation		09/01/2023	0.10	7.12	0.00	0.37	0.00	0.00	7.50
	Work Order 5208 Total		10162 BARKER AVE, ENGLEWOOD, 34224		0.10	7.12	0.00	0.37	0.00	1.00	7.50

Monthly Funding Report

START DATE:

07/01/2023

END DATE:

09/30/2023

Page 3 of 11

West Charlotte Storm Water Utility Unit

Project	WO Number	WO Description	Location	Date Worked	Labor Hours	Labor Cost	Materials Cost	Equip. Cost	Contractor Cost	Work Accomp	Total Cost
	5494	Investigation		09/01/2023	0.25	18.70	0.00	0.98	0.00	1.00	19.68
	Work Order 5494 Total										
			5378 KENNEL ST, PORT CHARLOTTE, 33981		0.25	18.70	0.00	0.98	0.00	1.00	19.68
	5629	Investigation		09/01/2023	0.20	14.96	0.00	0.78	0.00	1.00	15.74
	Work Order 5629 Total										
			KEWANEE LN, PORT CHARLOTTE, 33981		0.20	14.96	0.00	0.78	0.00	1.00	15.74
	6766	Investigation		07/27/2023	0.15	11.22	0.00	0.59	0.00	1.00	11.81
	Work Order 6766 Total										
			7176 BROOKHAVEN TER		0.15	11.22	0.00	0.59	0.00	1.00	11.81
	6815	Investigation		07/27/2023	0.21	16.02	0.00	0.84	0.00	1.00	16.86
	Work Order 6815 Total										
			7160 BROOKHAVEN TER, ENGLEWOOD, 34224		0.21	16.02	0.00	0.84	0.00	1.00	16.86
	14852	Investigation		08/11/2023	0.23	17.00	0.00	0.89	0.00	1.00	17.89
	Work Order 14852 Total										
			7229 STRAWBERRY ST, ENGLEWOOD, 34224		0.23	17.00	0.00	0.89	0.00	1.00	17.89
	15847	Investigation		09/07/2023	1.00	74.78	0.00	3.92	0.00	1.00	78.70
	Work Order 15847 Total										
			7385 TEABERRY ST		1.00	74.78	0.00	3.92	0.00	1.00	78.70
	16672	Investigation		09/19/2023	1.50	112.17	0.00	5.88	0.00	1.00	118.05
	Work Order 16672 Total										
			13405 GREENCASTLE AVE		1.50	112.17	0.00	5.88	0.00	1.00	118.05

Monthly Funding Report

START DATE:

07/01/2023

END DATE:

09/30/2023

Page 4 of 11

West Charlotte Storm Water Utility Unit

Project	WO Number	WO Description	Location	Date Worked	Labor Hours	Labor Cost	Materials Cost	Equip. Cost	Contractor Cost	Work Accomp	Total Cost
	16981	Investigation		09/28/2023	1.00	74.78	0.00	3.92	0.00	1.00	78.70
	Work Order 16981 Total				1.00	74.78	0.00	3.92	0.00	1.00	78.70
	Investigation Total				5.04	376.65	0.00	19.74	0.00	11.00	396.40
	12605	Major Outfall Maintenance - Menzi		07/17/2023	3.00	218.82	0.00	77.01	0.00		295.83
	12605	Major Outfall Maintenance - Menzi		09/05/2023	12.00	887.06	0.00	587.64	0.00		1,474.70
	Work Order 12605 Total				15.00	1,105.88	0.00	664.65	0.00	13,331.00	1,770.53
	15748	Major Outfall Maintenance - Menzi		09/06/2023	12.00	887.06	0.00	587.64	0.00		1,474.70
	Work Order 15748 Total				12.00	887.06	0.00	587.64	0.00	5,000.00	1,474.70
	Major Outfall Maintenance - Menzi Total				27.00	1,992.94	0.00	1,252.29	0.00	18,331.00	3,245.23
	6155	MSBU Administrative Work		08/23/2023	0.50	36.47	0.00	0.00	0.00		36.47
	6155	MSBU Administrative Work		08/24/2023	0.50	36.47	0.00	0.00	0.00		36.47
	6155	MSBU Administrative Work		08/25/2023	1.50	109.41	0.00	0.00	0.00		109.41
	6155	MSBU Administrative Work		08/30/2023	1.00	72.94	0.00	0.00	0.00		72.94
	MSBU Minutes Total				3.50	255.29	0.00	0.00	0.00		255.29
	6155	MSBU Administrative Work		07/26/2023	0.25	27.64	0.00	0.00	0.00		27.64
	6155	MSBU Administrative Work		07/27/2023	0.25	27.64	0.00	0.00	0.00		27.64
	6155	MSBU Administrative Work		07/28/2023	0.25	27.64	0.00	0.00	0.00		27.64
	6155	MSBU Administrative Work		08/01/2023	0.25	18.24	0.00	0.00	0.00		18.24

Monthly Funding Report

START DATE:

07/01/2023

END DATE:

09/30/2023

West Charlotte Storm Water Utility Unit

Project	WO Number	WO Description	Location	Date Worked	Labor Hours	Labor Cost	Materials Cost	Equip. Cost	Contractor Cost	Work Accomp	Total Cost
	6155	MSBU Administrative Work		08/03/2023	0.50	36.47	0.00	0.00	0.00	0.00	36.47
	6155	MSBU Administrative Work		08/08/2023	0.25	18.24	0.00	0.00	0.00	0.00	18.24
	6155	MSBU Administrative Work		08/10/2023	0.75	54.71	0.00	0.00	0.00	0.00	54.71
	6155	MSBU Administrative Work		08/11/2023	0.50	36.47	0.00	0.00	0.00	0.00	36.47
	6155	MSBU Administrative Work		08/15/2023	0.50	36.47	0.00	0.00	0.00	0.00	36.47
	6155	MSBU Administrative Work		08/16/2023	0.50	36.47	0.00	0.00	0.00	0.00	36.47
	6155	MSBU Administrative Work		08/17/2023	0.25	18.24	0.00	0.00	0.00	0.00	18.24
	6155	MSBU Administrative Work		08/18/2023	0.50	36.47	0.00	0.00	0.00	0.00	36.47
	6155	MSBU Administrative Work		08/22/2023	0.75	54.71	0.00	0.00	0.00	0.00	54.71
	6155	MSBU Administrative Work		08/23/2023	1.00	72.94	0.00	0.00	0.00	0.00	72.94
	6155	MSBU Administrative Work		08/24/2023	1.25	91.18	0.00	0.00	0.00	0.00	91.18
	6155	MSBU Administrative Work		08/25/2023	0.75	54.71	0.00	0.00	0.00	0.00	54.71
	6155	MSBU Administrative Work		08/30/2023	1.00	72.94	0.00	0.00	0.00	0.00	72.94
	6155	MSBU Administrative Work		08/31/2023	0.50	36.47	0.00	0.00	0.00	0.00	36.47
	6155	MSBU Administrative Work		09/01/2023	0.25	18.24	0.00	0.00	0.00	0.00	18.24
	6155	MSBU Administrative Work		09/06/2023	0.75	54.71	0.00	0.00	0.00	0.00	54.71
	6155	MSBU Administrative Work		09/07/2023	0.25	18.24	0.00	0.00	0.00	0.00	18.24
	6155	MSBU Administrative Work		09/12/2023	0.25	18.24	0.00	0.00	0.00	0.00	18.24
	6155	MSBU Administrative Work		09/13/2023	0.75	54.71	0.00	0.00	0.00	0.00	54.71
	6155	MSBU Administrative Work		09/14/2023	0.50	36.47	0.00	0.00	0.00	0.00	36.47
	6155	MSBU Administrative Work		09/19/2023	0.50	36.47	0.00	0.00	0.00	0.00	36.47
	6155	MSBU Administrative Work		09/20/2023	0.75	54.71	0.00	0.00	0.00	0.00	54.71
	6155	MSBU Administrative Work		09/22/2023	0.75	54.71	0.00	0.00	0.00	0.00	54.71

Monthly Funding Report

START DATE:

07/01/2023

END DATE:

09/30/2023

Page 6 of 11

West Charlotte Storm Water Utility Unit

Project	WO Number	WO Description	Location	Date Worked	Labor Hours	Labor Cost	Materials Cost	Equip. Cost	Contractor Cost	Work Accomp	Total Cost
	6155	MSBU Administrative Work		09/26/2023	0.50	36.47	0.00	0.00	0.00	0.00	36.47
				Administrative Time Total							1,140.62
	6155	MSBU Administrative Work		08/23/2023	3.75	273.53	0.00	0.00	0.00	0.00	273.53
				MSBU Meeting Total							273.53
	6155	MSBU Administrative Work		08/23/2023	2.00	170.90	0.00	0.00	0.00	0.00	170.90
				Work Order 6155 Total							1,840.34
				MSBU Administrative Work Total							1,840.34
	2820	Project Management		07/11/2023	1.00	85.45	0.00	0.00	0.00	0.00	85.45
	2820	Project Management		07/12/2023	1.00	85.45	0.00	0.00	0.00	0.00	85.45
	2820	Project Management		07/13/2023	2.00	170.90	0.00	0.00	0.00	0.00	170.90
	2820	Project Management		07/14/2023	2.00	170.90	0.00	0.00	0.00	0.00	170.90
	2820	Project Management		07/20/2023	1.00	85.45	0.00	0.00	0.00	0.00	85.45
	2820	Project Management		07/21/2023	1.00	85.45	0.00	0.00	0.00	0.00	85.45
	2820	Project Management		07/25/2023	1.00	85.45	0.00	0.00	0.00	0.00	85.45
	2820	Project Management		07/26/2023	2.00	170.90	0.00	0.00	0.00	0.00	170.90
	2820	Project Management		07/27/2023	2.00	170.90	0.00	0.00	0.00	0.00	170.90
	2820	Project Management		07/28/2023	2.00	170.90	0.00	0.00	0.00	0.00	170.90
	2820	Project Management		08/01/2023	2.00	170.90	0.00	0.00	0.00	0.00	170.90
	2820	Project Management		08/02/2023	2.00	170.90	0.00	0.00	0.00	0.00	170.90
	2820	Project Management		08/22/2023	2.00	170.90	0.00	0.00	0.00	0.00	170.90
	2820	Project Management		08/24/2023	1.00	85.45	0.00	0.00	0.00	0.00	85.45

Monthly Funding Report

START DATE:

07/01/2023

END DATE:

09/30/2023

West Charlotte Storm Water Utility Unit

Project	WO Number	WO Description	Location	Date Worked	Labor Hours	Labor Cost	Materials Cost	Equip. Cost	Contractor Cost	Work Accomp	Total Cost
	2820	Project Management		08/25/2023	2.00	170.90	0.00	0.00	0.00	0.00	170.90
	2820	Project Management		09/01/2023	1.00	85.45	0.00	0.00	0.00	0.00	85.45
	2820	Project Management		09/06/2023	1.00	85.45	0.00	0.00	0.00	0.00	85.45
	2820	Project Management		09/07/2023	1.00	85.45	0.00	0.00	0.00	0.00	85.45
	2820	Project Management		09/08/2023	1.00	85.45	0.00	0.00	0.00	0.00	85.45
	2820	Project Management		09/13/2023	1.00	85.45	0.00	0.00	0.00	0.00	85.45
	2820	Project Management		09/14/2023	1.00	85.45	0.00	0.00	0.00	0.00	85.45
	2820	Project Management		09/15/2023	1.00	85.45	0.00	0.00	0.00	0.00	85.45
	2820	Project Management		09/20/2023	1.00	85.45	0.00	0.00	0.00	0.00	85.45
	2820	Project Management		09/21/2023	2.00	170.90	0.00	0.00	0.00	0.00	170.90
	2820	Project Management		09/22/2023	1.00	85.45	0.00	0.00	0.00	0.00	85.45
	Work Order 2820 Total				35.00	2,990.75	0.00	0.00	0.00	0.00	2,990.75
c390202 - National Pollution Discharge Elimination											
	2833	Project Management		07/18/2023	1.00	85.45	0.00	0.00	0.00	0.00	85.45
	2833	Project Management		07/19/2023	2.00	170.90	0.00	0.00	0.00	0.00	170.90
	Work Order 2833 Total				3.00	256.35	0.00	0.00	0.00	0.00	256.35
c392002 - Canal Sediment Removal - West County											
	3854	Project Management		07/13/2023	0.25	21.36	0.00	0.98	0.00	0.00	22.34
	3854	Project Management		07/14/2023	0.25	21.36	0.00	0.98	0.00	0.00	22.34
	3854	Project Management		07/18/2023	0.25	21.36	0.00	0.98	0.00	0.00	22.34
	3854	Project Management		07/19/2023	0.25	21.36	0.00	0.98	0.00	0.00	22.34
	3854	Project Management		07/20/2023	0.25	21.36	0.00	0.98	0.00	0.00	22.34
	3854	Project Management		07/21/2023	0.25	21.36	0.00	0.98	0.00	0.00	22.34

Monthly Funding Report

START DATE:

07/01/2023

END DATE:

09/30/2023

Page 8 of 11

West Charlotte Storm Water Utility Unit

Project	WO Number	WO Description	Location	Date Worked	Labor Hours	Labor Cost	Materials Cost	Equip. Cost	Contractor Cost	Work Accomp	Total Cost
	3854	Project Management		07/25/2023	0.25	21.36	0.00	0.98	0.00		22.34
	3854	Project Management		07/26/2023	0.25	21.36	0.00	0.98	0.00		22.34
	3854	Project Management		07/27/2023	0.25	21.36	0.00	0.98	0.00		22.34
	3854	Project Management		07/28/2023	0.25	21.36	0.00	0.98	0.00		22.34
	3854	Project Management		08/02/2023	0.25	21.36	0.00	0.98	0.00		22.34
	3854	Project Management		08/03/2023	0.25	21.36	0.00	0.98	0.00		22.34
	3854	Project Management		08/04/2023	0.25	21.36	0.00	0.98	0.00		22.34
	3854	Project Management		08/08/2023	0.25	21.36	0.00	0.98	0.00		22.34
	3854	Project Management		08/09/2023	0.50	42.30	0.00	1.94	0.00		44.24
	3854	Project Management		08/10/2023	0.25	21.36	0.00	0.98	0.00		22.34
	3854	Project Management		08/11/2023	0.25	21.36	0.00	0.98	0.00		22.34
	3854	Project Management		08/15/2023	0.25	21.36	0.00	0.98	0.00		22.34
	3854	Project Management		08/16/2023	0.25	21.36	0.00	0.98	0.00		22.34
	3854	Project Management		08/17/2023	0.25	21.36	0.00	0.98	0.00		22.34
	3854	Project Management		08/18/2023	0.25	21.36	0.00	0.98	0.00		22.34
	3854	Project Management		08/22/2023	0.25	21.36	0.00	0.98	0.00		22.34
	3854	Project Management		08/23/2023	0.25	21.36	0.00	0.98	0.00		22.34
	3854	Project Management		08/24/2023	0.25	21.36	0.00	0.98	0.00		22.34
	3854	Project Management		08/25/2023	0.25	21.36	0.00	0.98	0.00		22.34
	3854	Project Management		08/31/2023	0.25	21.36	0.00	0.98	0.00		22.34
	3854	Project Management		09/01/2023	0.25	21.36	0.00	0.98	0.00		22.34
	3854	Project Management		09/06/2023	0.25	21.36	0.00	0.98	0.00		22.34
	3854	Project Management		09/07/2023	0.25	21.36	0.00	0.98	0.00		22.34

Monthly Funding Report

START DATE:

07/01/2023

END DATE:

09/30/2023

West Charlotte Storm Water Utility Unit

Project	WO Number	WO Description	Location	Date Worked	Labor Hours	Labor Cost	Materials Cost	Equip. Cost	Contractor Cost	Work Accomp	Total Cost
	3854	Project Management		09/12/2023	0.25	21.36	0.00	0.98	0.00	0.00	22.34
	3854	Project Management		09/13/2023	0.25	21.36	0.00	0.98	0.00	0.00	22.34
	3854	Project Management		09/14/2023	0.25	21.36	0.00	0.98	0.00	0.00	22.34
	3854	Project Management		09/15/2023	0.25	21.36	0.00	0.98	0.00	0.00	22.34
	3854	Project Management		09/19/2023	0.25	21.36	0.00	0.98	0.00	0.00	22.34
	3854	Project Management		09/20/2023	0.25	21.36	0.00	0.98	0.00	0.00	22.34
	3854	Project Management		09/21/2023	0.25	21.36	0.00	0.98	0.00	0.00	22.34
	3854	Project Management		09/22/2023	0.25	21.36	0.00	0.98	0.00	0.00	22.34
	3854	Project Management		09/26/2023	0.25	21.36	0.00	0.98	0.00	0.00	22.34
	3854	Project Management		09/27/2023	0.25	21.36	0.00	0.98	0.00	0.00	22.34
	3854	Project Management		09/29/2023	0.25	21.36	0.00	0.98	0.00	0.00	22.34
		Project Inspection Total			10.25	875.44	0.00	40.16	0.00	0.00	915.50
	3854	Project Management		07/11/2023	0.00	0.00	0.00	0.00	2,453.00	0.00	2,453.00
	3854	Project Management		08/29/2023	0.00	0.00	0.00	0.00	2,453.00	0.00	2,453.00
	3854	Project Management		09/12/2023	0.00	0.00	0.00	0.00	2,453.00	0.00	2,453.00
	3854	Project Management		09/29/2023	0.00	0.00	0.00	0.00	2,453.00	0.00	2,453.00
		Work Order 3854 Total	West County Landscape Maintenance		10.25	875.44	0.00	40.16	9,812.00	0.00	10,727.50
		#21-054 Landscape Maintenance ROW - West County									
		Project Management Total			48.25	4,122.54	0.00	40.16	9,812.00	0.00	13,974.60
	13274	Sidelot Outfall Maintenance		09/07/2023	3.00	218.82	0.00	173.94	0.00	0.00	392.76
		Work Order 13274 Total	9249 CLEWISTON TER, Englewood, 34224		3.00	218.82	0.00	173.94	0.00	15,000.00	392.76

Monthly Funding Report

START DATE:

07/01/2023

END DATE:

09/30/2023

Project	WO Number	WO Description	Location	Date Worked	Labor Hours	Labor Cost	Materials Cost	Equip. Cost	Contractor Cost	Work Accomp	Total Cost
Sidelot Outfall Maintenance Total					3.00	218.82	0.00	173.94	0.00	15,000.00	392.76
West Charlotte Storm Water Utility Unit Total					118.28	9,439.06	0.00	1,516.51	11,172.00		22,127.58

Water Quality Status and Updates

December 19th, 2023



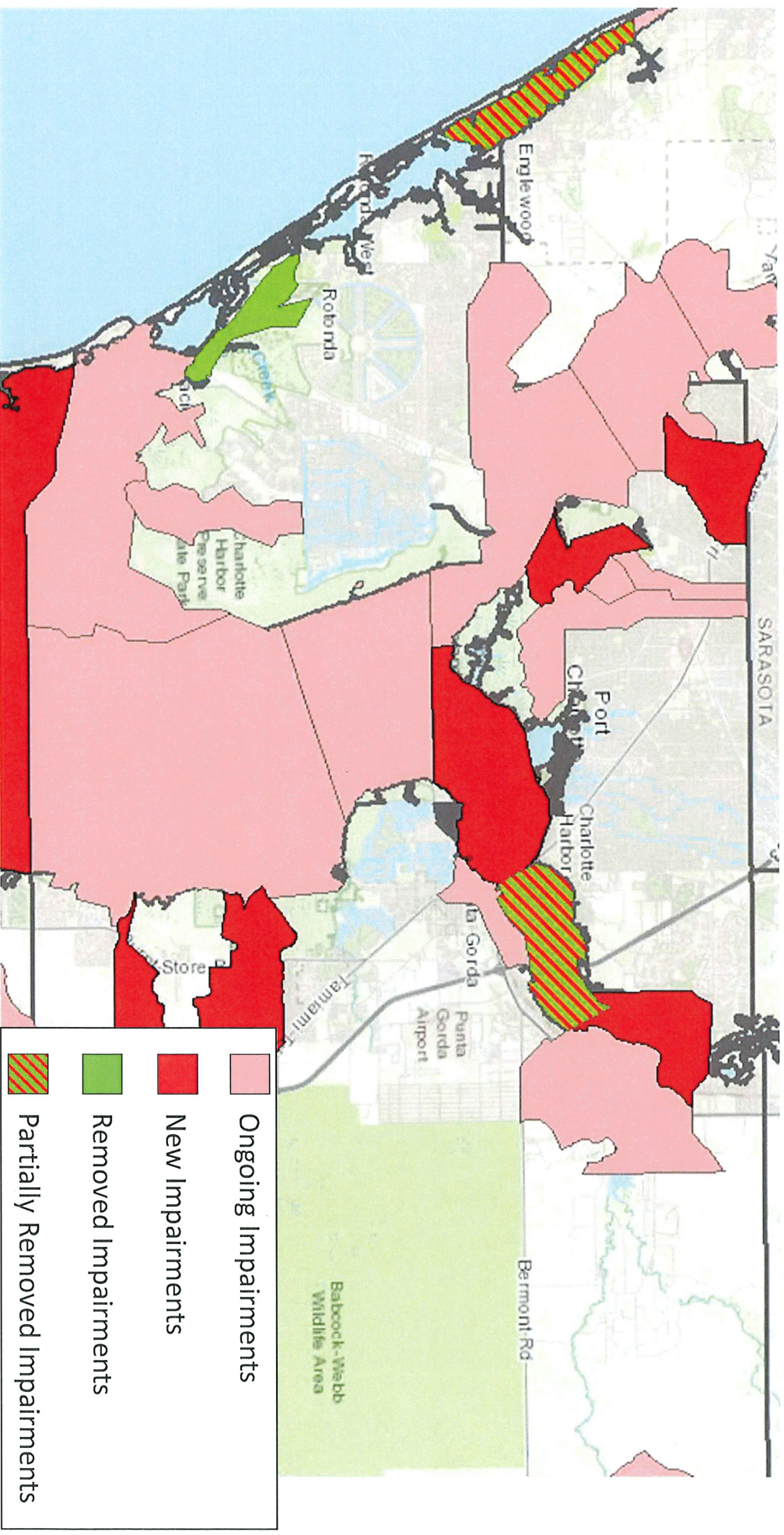
CHARLOTTE COUNTY
FLORIDA

Water Quality Protection Activities

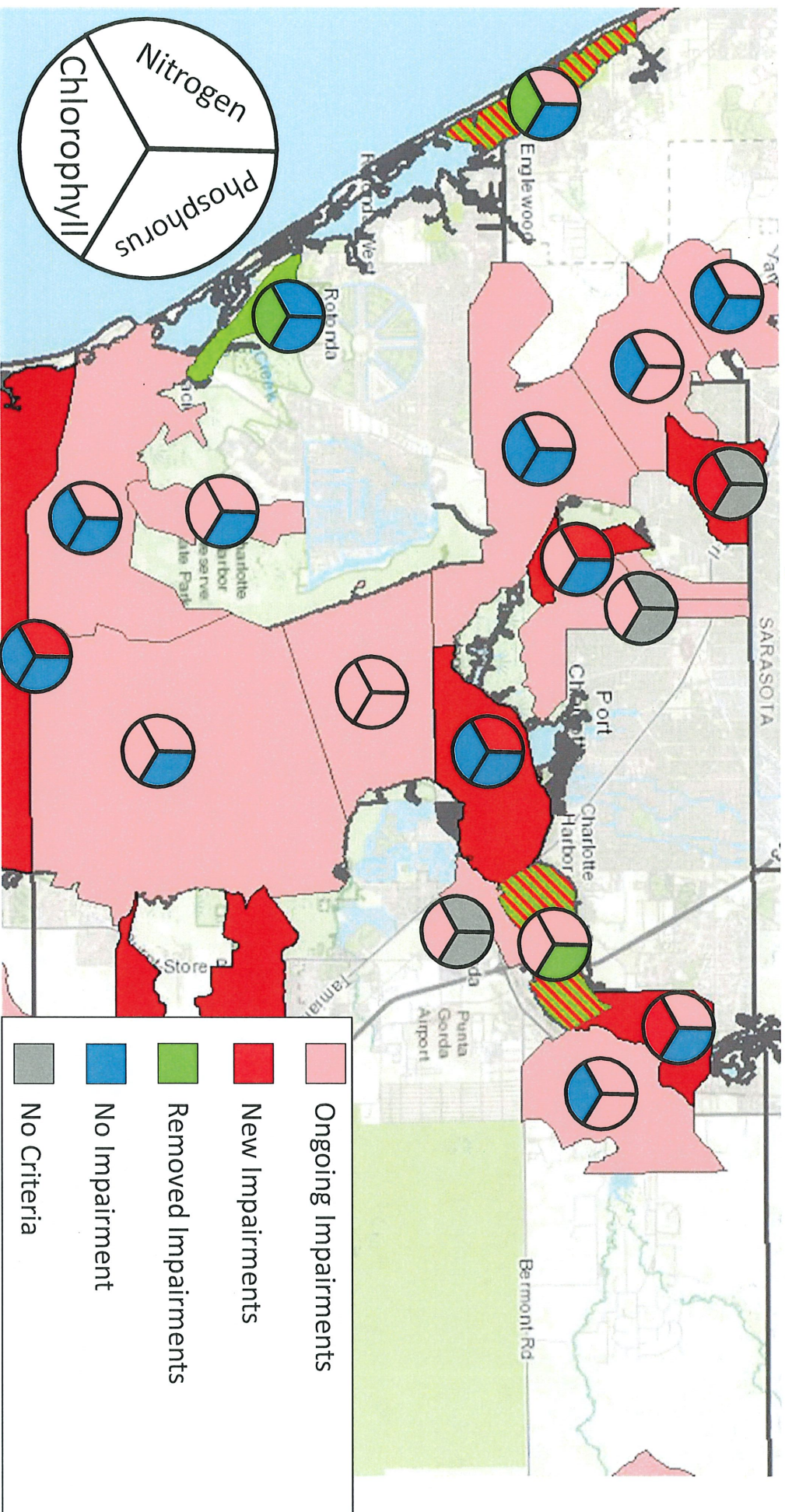
- County Waters Impairment and Monitoring Updates
- Addressing Impairments: Total Maximum Daily Loads and Alternative Restoration Plans
- County Water Planning and Improvement Updates
- Recreational Fishery Habitat Conservation



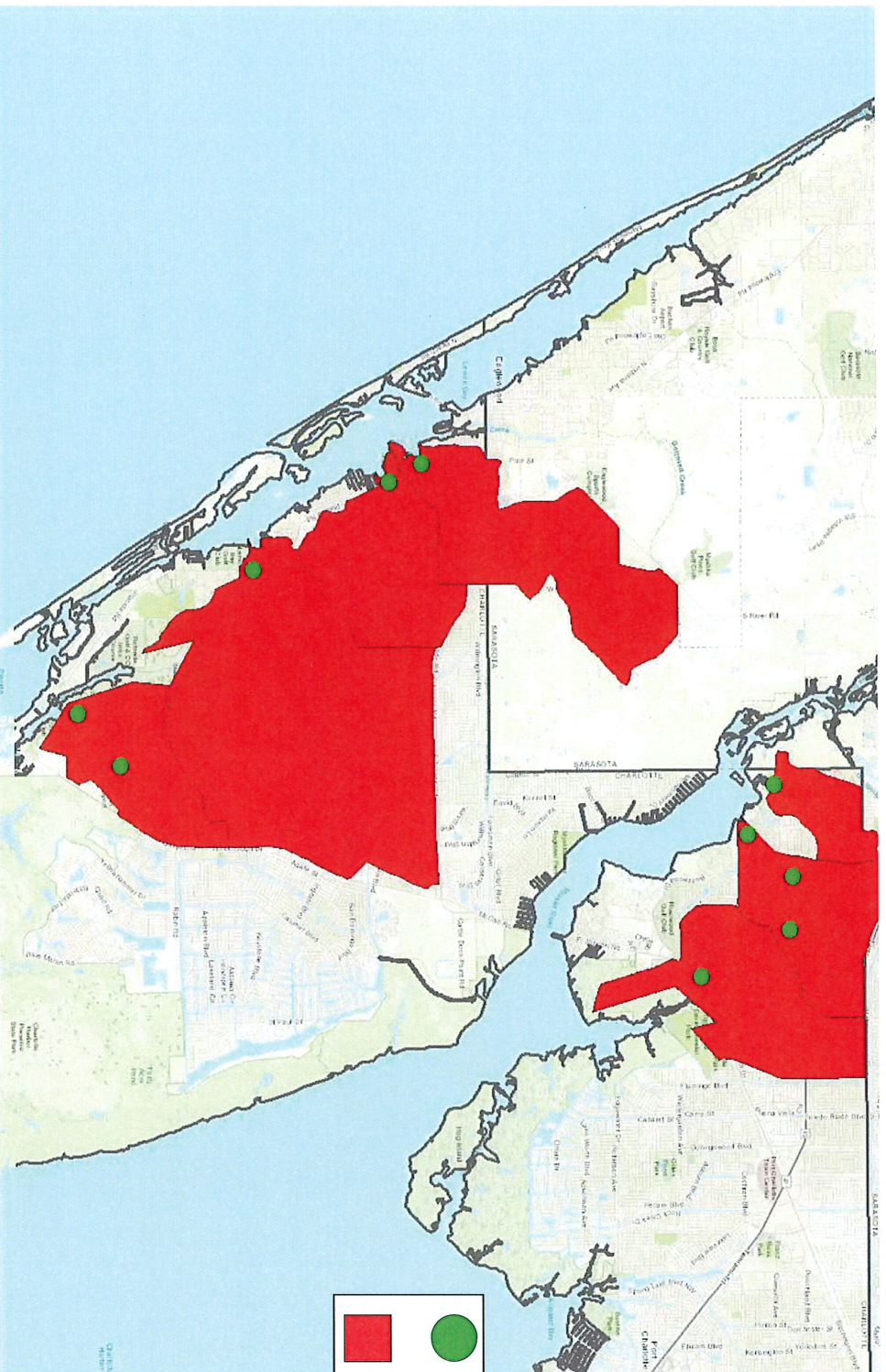
State Water Quality Assessments 2023: Nutrients



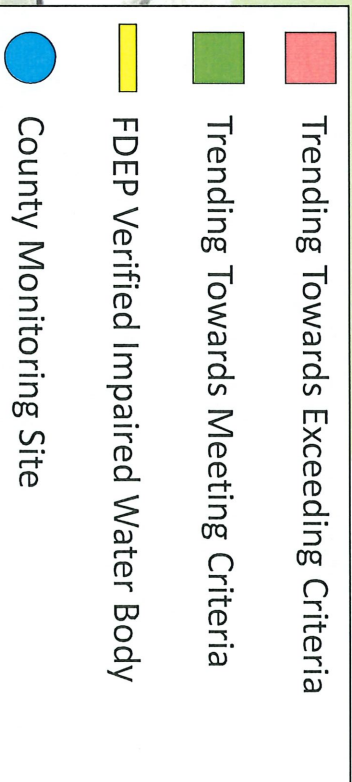
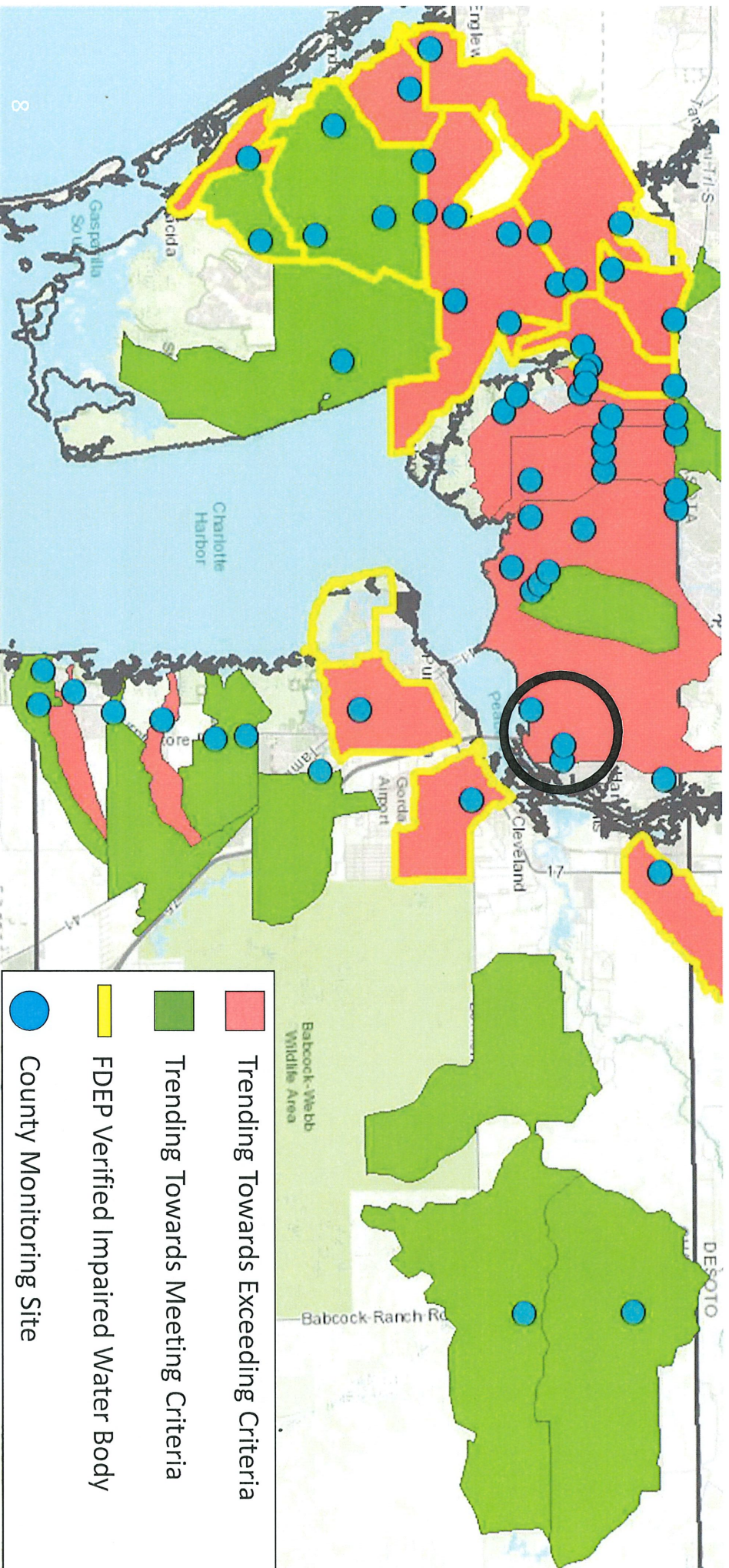
State Water Quality Assessments 2023: Nutrients



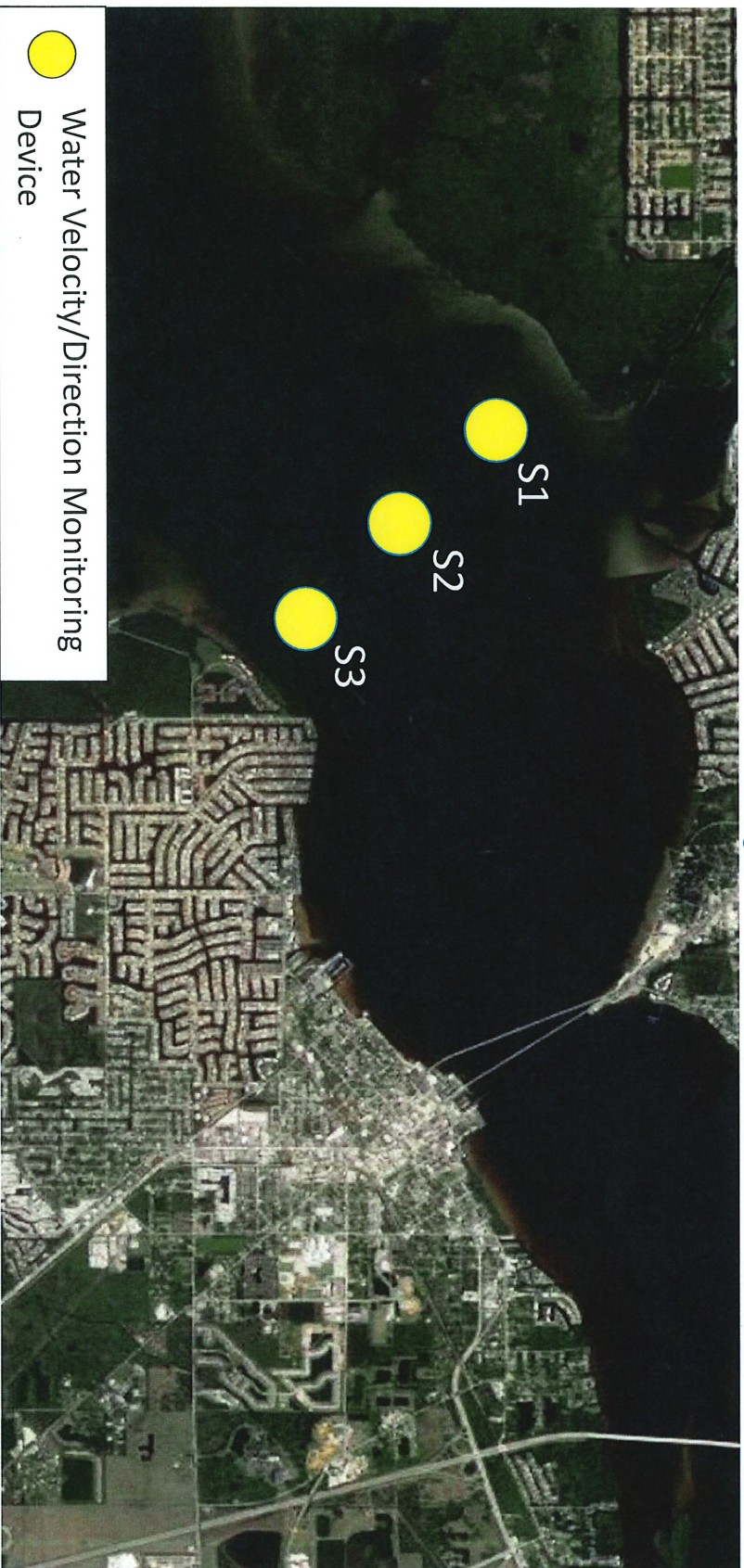
State Water Quality Assessments 2023: Bacteria



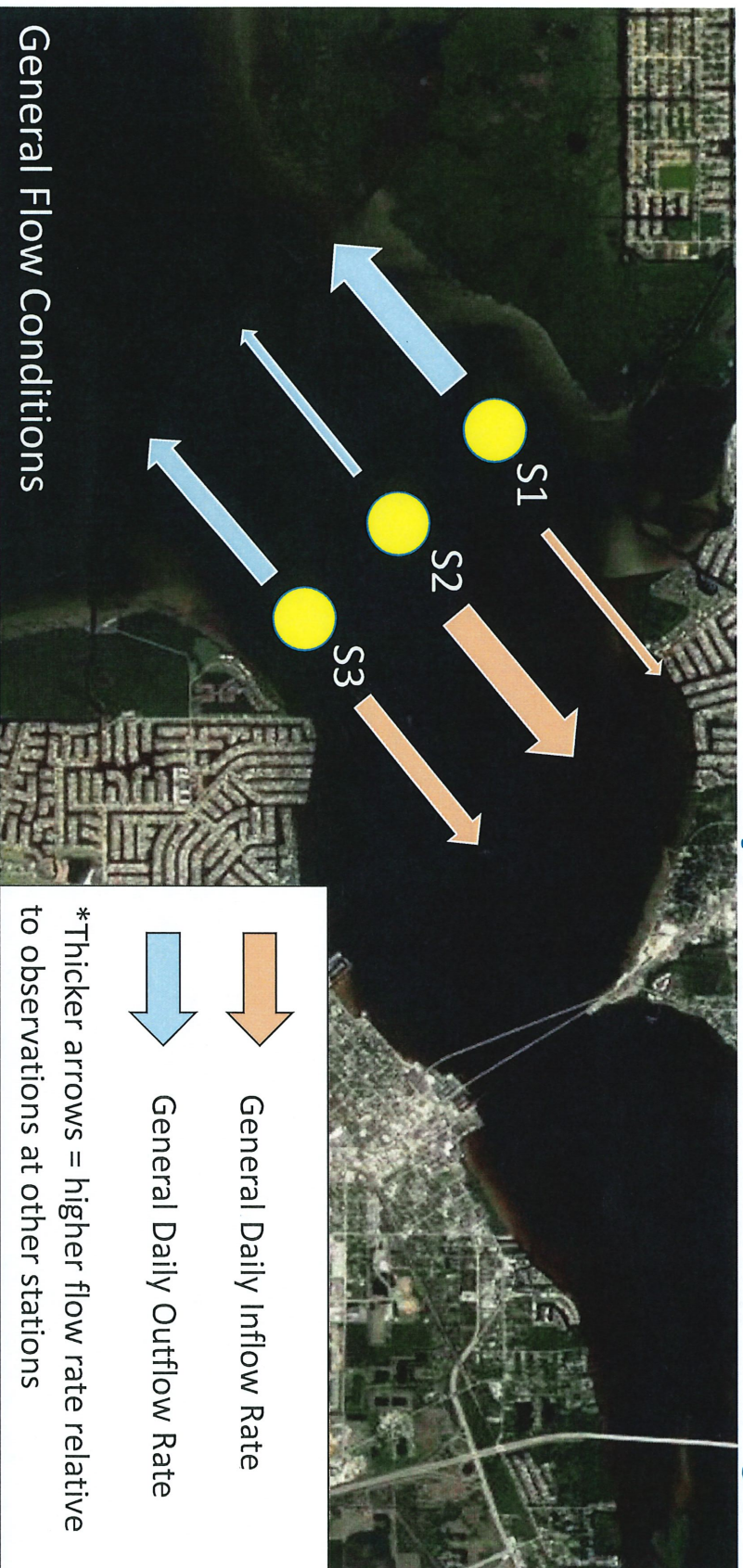
Areas To Watch: Bacteria



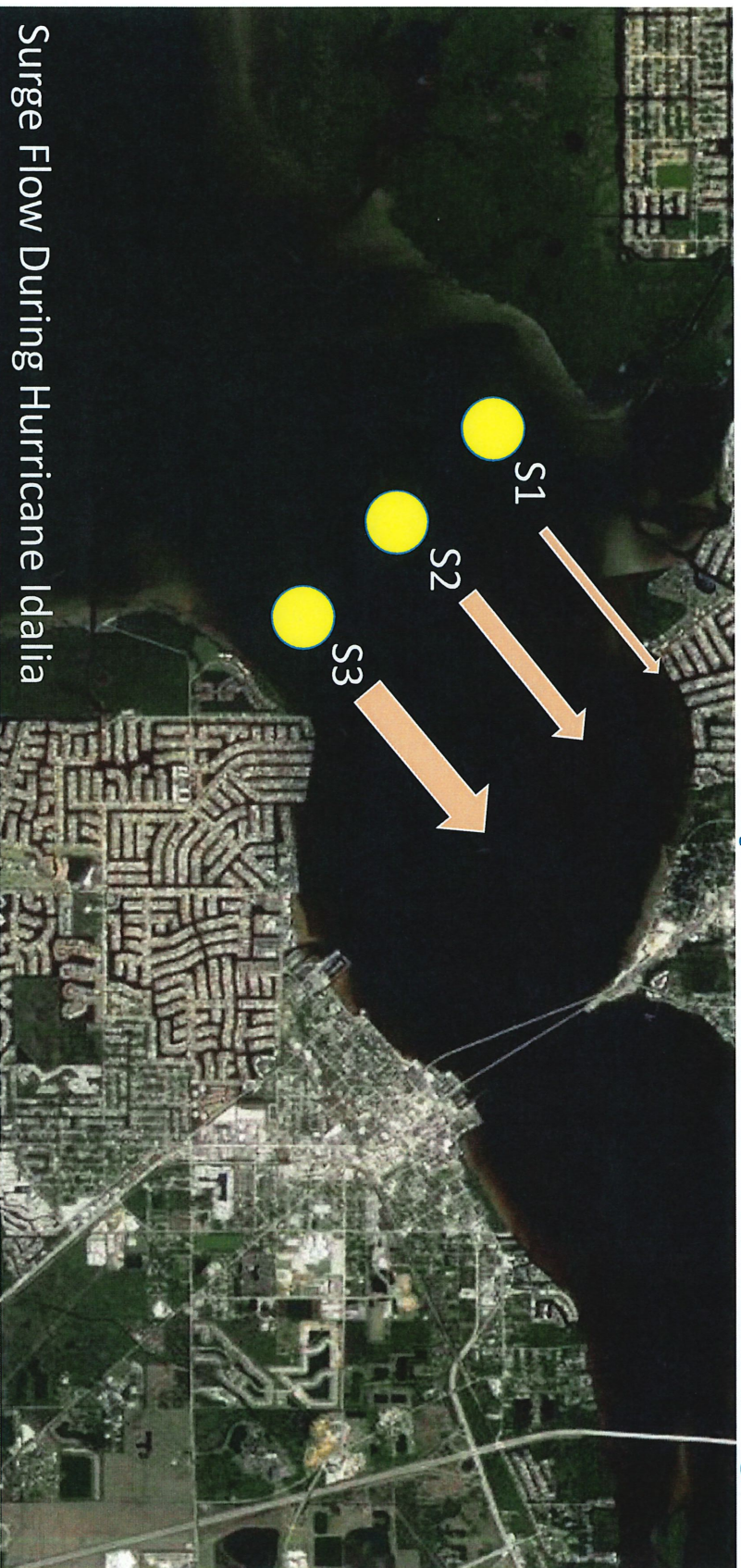
Water Studies and Improvement Projects



Water Studies and Improvement Projects



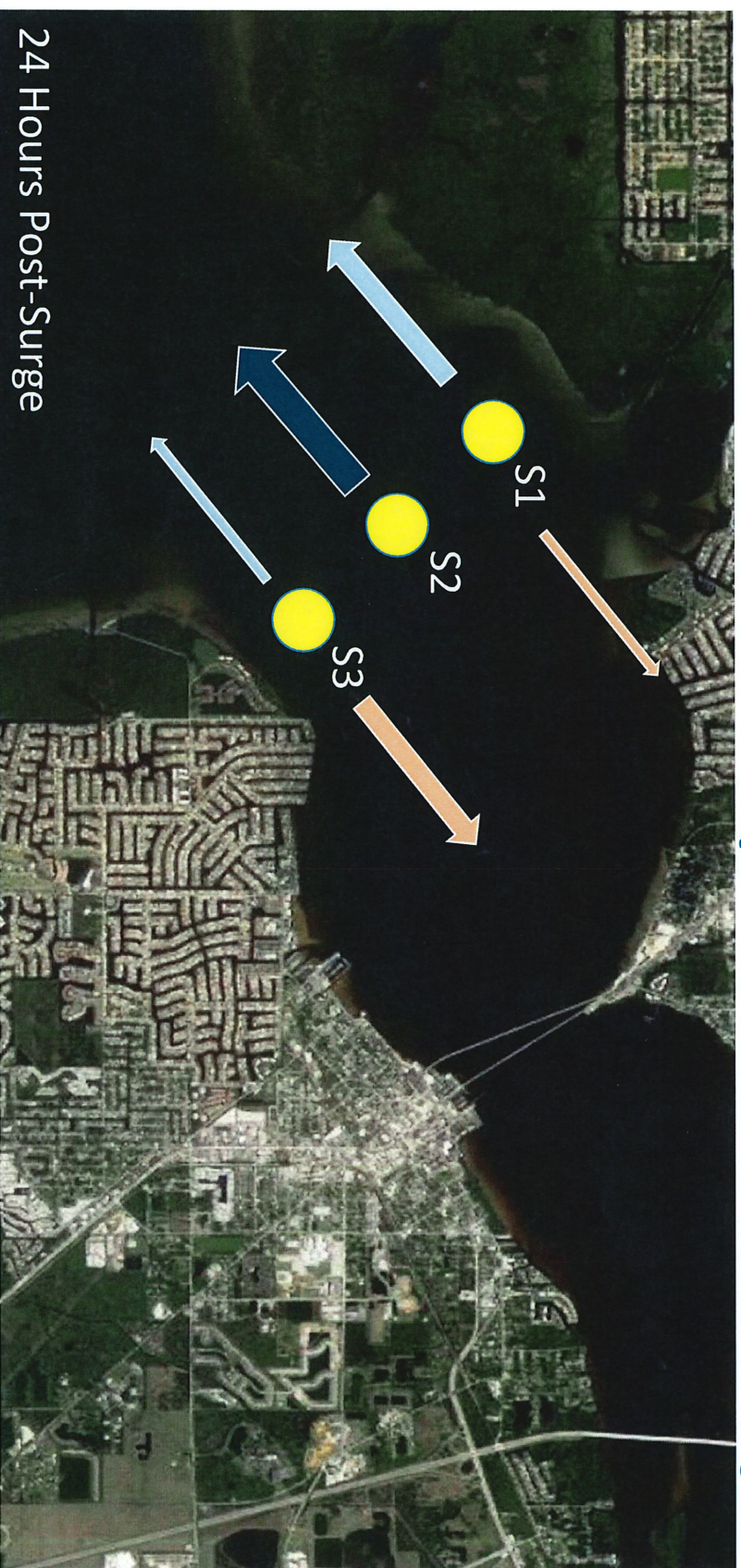
Water Studies and Improvement Projects



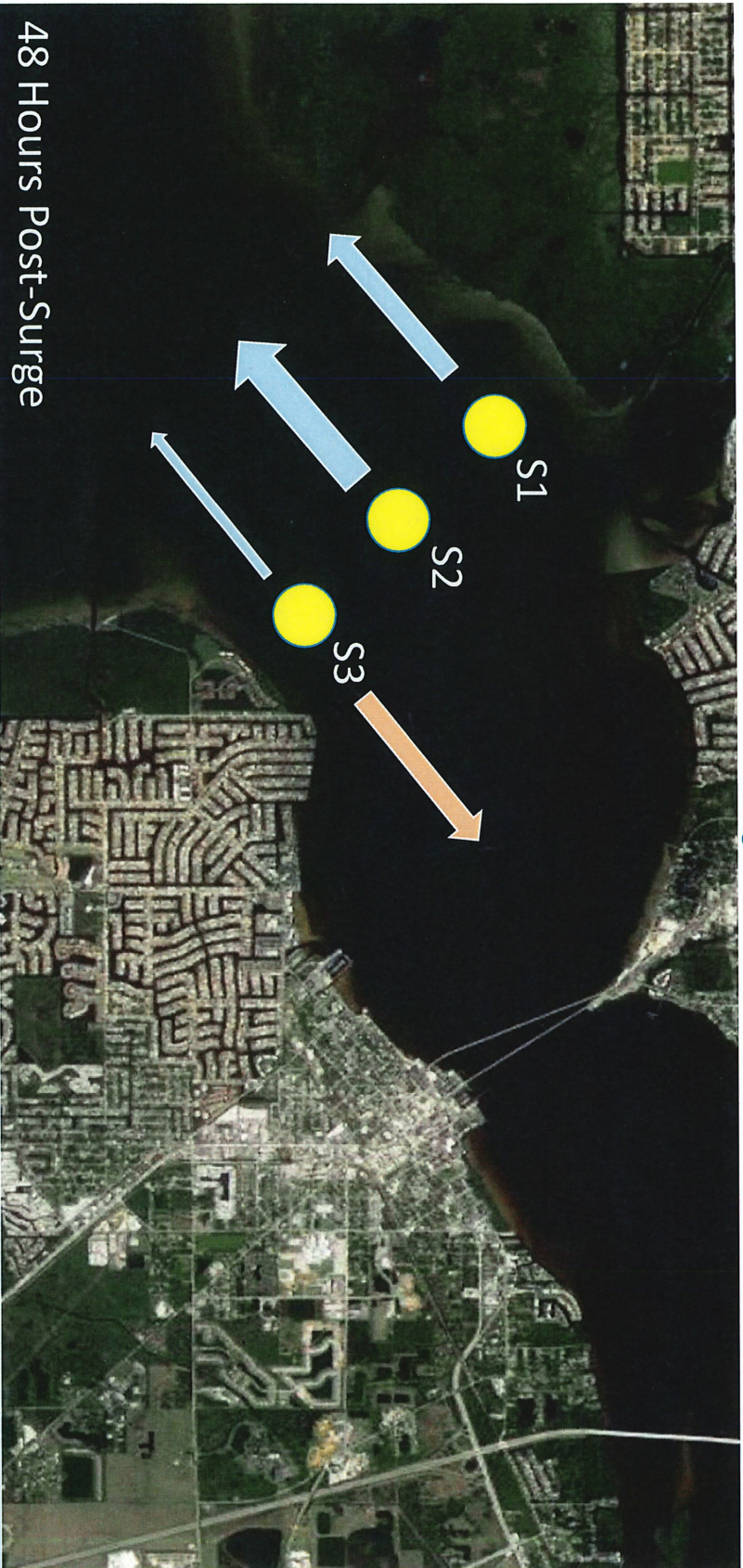
Surge Flow During Hurricane Idalia



Water Studies and Improvement Projects



Water Studies and Improvement Projects

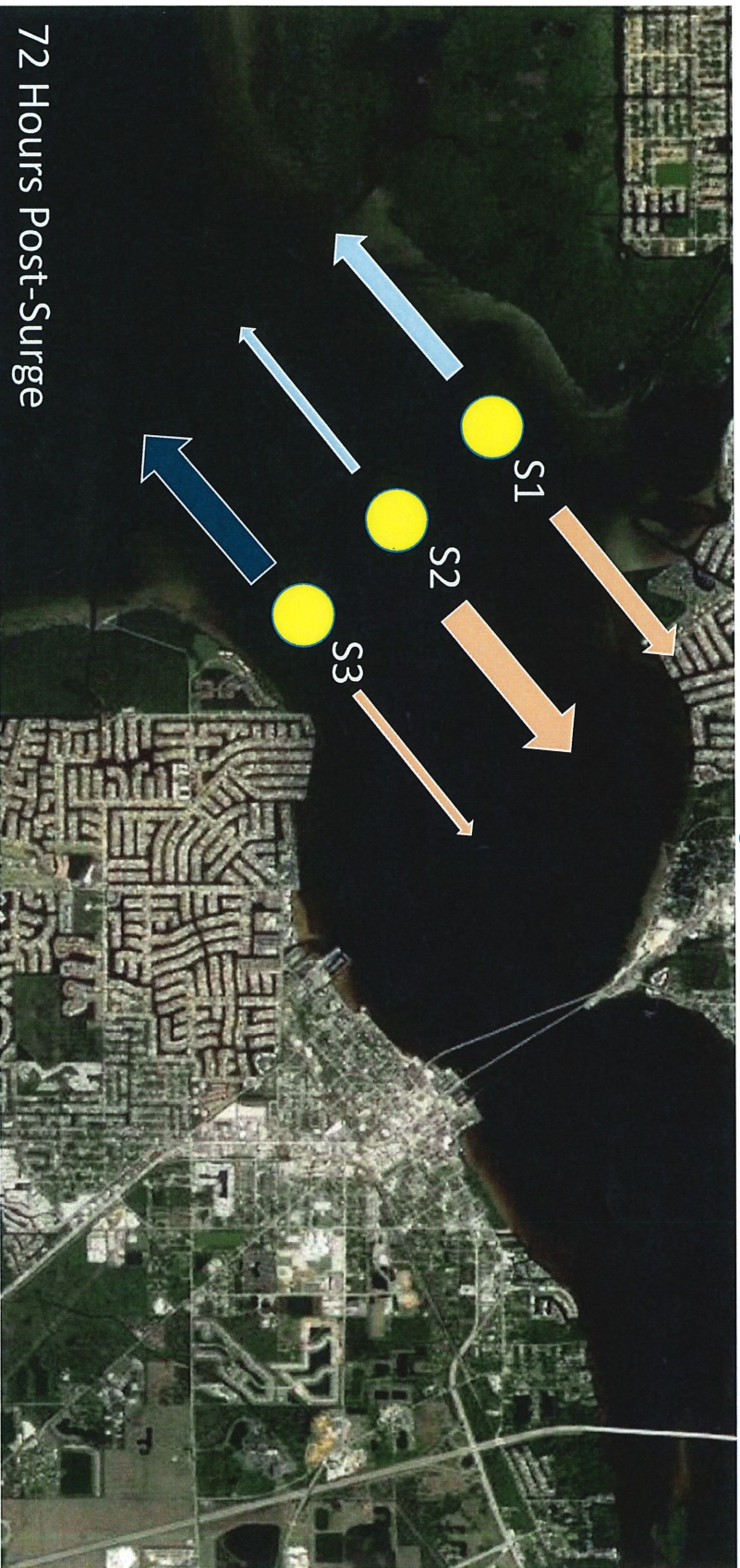


48 Hours Post-Surge



CHARLOTTE COUNTY
FLORIDA

Water Studies and Improvement Projects



72 Hours Post-Surge



Policy/Planning Update

- County Vulnerability Assessment Development
- County Watershed Master Plan
- One Charlotte, One Water

