

**MINUTES
ENGLEWOOD EAST STREET & DRAINAGE
MUNICIPAL SERVICE BENEFIT UNIT (MSBU)**

**ADVISORY BOARD REGULAR MEETING
THURSDAY, SEPTEMBER 7, 2023**

9:31 a.m. – 10:49 a.m.

**Mac V. Horton West County Annex
6868 San Casa Drive, Englewood, FL**

Members Present: Glen Burnap, Chair
Shaun O'Rourke, Vice Chair
John Gammel
Vacant
Vacant

Members Absent: None
County Staff: Kellie Stewart, Community Liaison
Karlene McDonald, Operations Supervisor
James Layport, Projects Manager

Guests: None

Call to Order / Roll Call:

The meeting was called to order at 9:31 a.m. A roll call was taken, and a quorum was present.

Changes to the Agenda / Motion to Approve Changes:

None

Citizen Input on Agenda Items (3 Minute Limit):

None

Approval of Minutes:

The May 11, 2023, minutes were unanimously approved as submitted.

Unfinished Business:

- a. Bridge Maintenance Program: Ms. Stewart provided a project schedule for the Bridge Maintenance Program, noting the bridge repair memorandum is expected back within a few weeks; once that is obtained, the next step is to move forward with design. The Advisory Board inquired if any major issues were addressed in the inspection reports, Ms. Stewart advised she would confirm inspection results with the Projects Manager and provide to the Board.
- b. Fiscal Year (FY)25 Paving Program: Mr. Layport explained the FY2025 Paving Program and provided a Phase 1 map. Discussion ensued on base coating, reflective cracking, full-depth reclamation, homeowners' paver brick driveways, and project notification. Mr. Layport suggested for homeowners to remove the first row of pavers to ensure the pavement is tied back into the driveway once the work occurs. The Advisory Board inquired about paving timelines and if there are certain problem areas to which Mr. Layport will verify each road with an inspection before bid.
- c. Maintenance of Streets and Drainage: Ms. McDonald discussed line and grade work beginning again, provided an update on Cityworks, directed the Advisory Board to advise if there are any outstanding work orders prior to Hurricane Ian, and explained Federal Emergency Management Agency (FEMA) and Federal Highway Administration (FHWA) funding for hurricane-related projects. The Board inquired about creating a brush cut work

order to improve line of sight at Pennell Street and Prospect Avenue, as well as the status of an asphalt depression where a Charlotte County Utilities contractor open cut the road for repairs near Sunnybrook Boulevard and Waterford Drive.

- d. Prospect Avenue – Stop Signs: Ms. Stewart provided traffic study data for Prospect Avenue and advised stop signs were not warranted due to not meeting the threshold set by the Manual on Uniform Traffic Control Devices (MUTCD) through FHWA. Discussion followed on traffic calming and signage.

New Business:

- a. Financial Reports: The FY23 second quarter activity maintenance and FY23 third quarter actual expenditure reports were provided for review. Conversation ensued on asphalt maintenance and investigation work orders. Mr. Burnap inquired about the reserve amount, specifically regarding paving.

Citizen Input on MSBU Items (3 Minute Limit):

None

Advisory Board Open Discussion:

The Advisory Board discussed people driving four-by-four vehicles through vacant lots and steps to dissuade these actions.


Schedule Meetings / Items for Next Agenda:

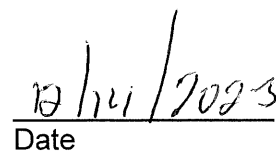
Ms. Stewart discussed the 2024 meeting schedule. Mr. O'Rourke motioned to approve the 2024 meeting schedule, it was seconded and unanimously approved. Future meetings are scheduled in the Mac V. Horton, West County Annex Room 120, as follows:

- Thursday, December 14, 2023, 9:30 a.m.
- Thursday, February 22, 2024, 1:30 p.m.
- Thursday, May 9, 2024, 1:30 p.m.
- Thursday, September 12, 2024, 1:30 p.m.
- Thursday, December 12, 2024, 1:30 p.m.

The meeting adjourned at 10:49 a.m.

Submitted by Kellie Stewart
Public Works Department


Chair Signature


Date

AGENDA
ENGLEWOOD EAST STREET & DRAINAGE
MUNICIPAL SERVICE BENEFIT UNIT (MSBU)

ADVISORY BOARD REGULAR MEETING
THURSDAY, SEPTEMBER 7, 2023

9:30 a.m., West County Annex, Room 120
6868 San Casa Drive, Englewood, Florida

BOARD MEMBERS: Glen Burnap, Chair
Shaun O'Rourke, Vice Chair
John Gammel
Vacant
Vacant

COUNTY STAFF: Kellie Stewart, Community Liaison
Karlene McDonald, Operations Supervisor

PURPOSE: Regular Meeting

1. Call to Order / Roll Call
2. Pledge of Allegiance
3. Changes to the Agenda / Motion to Approve Changes
4. Citizen Input on Agenda Items (3 Minute Limit)
5. Approval of Minutes: May 11, 2023
6. Unfinished Business
 - a. Bridge Maintenance Program
 - b. FY25 Paving Program
 - c. Maintenance of Street and Drainage
 - d. Prospect Avenue – Stop Signs
7. New Business
 - a. Financial Reports
8. Citizen Input on MSBU Items (3 Minute Limit)
9. Advisory Board Open Discussion
10. Meeting Schedule / Items for Next Agenda
11. Motion to Adjourn

**MINUTES
ENGLEWOOD EAST STREET & DRAINAGE
MUNICIPAL SERVICE BENEFIT UNIT (MSBU)**

**ADVISORY BOARD REGULAR MEETING
THURSDAY, MAY 11, 2023**

**1:30 pm – 3:08 pm
Mac V. Horton West County Annex
6868 San Casa Drive, Englewood, FL**

Members Present: Glen Burnap, Chair
Shaun O'Rourke
John Gammel

Members Absent: None

County Staff: Kimberly Kelley, Community Liaison

Guests: Sign-in sheet attached

Call to Order / Roll Call:

The meeting was called to order at 1:30 p.m. A roll call was taken, and a quorum was present.

Changes to the Agenda / Motion to Approve Changes:

None

Sunshine Law/Roberts Rules:

Per the Florida Sunshine Law outlined in Florida Statutes Chapter 286, Florida Public Records Law outlined in Florida Statutes Chapter 119 and Roberts Rules, mandatory training must be provided each year during the Advisory Board meeting in December or soon thereafter. This was completed by Advisory Board members in attendance.

Election of Officers:

Mr. O'Rourke nominated Mr. Burnap for Chair; there were no other nominations.
Mr. Gammel nominated Mr. O'Rourke for Vice Chair; there were no other nominations
Mr. Burnap accepted position of Chair, Mr. O'Rourke accepted position of Vice Chair and it was unanimously approved.

Citizen Input on Agenda Items (3 Minute Limit):

None

Approval of Minutes:

The December 15, 2022, minutes were approved unanimously as submitted.

Unfinished Business:

- a) Sidewalk Project/Willmington Boulevard: Ms. Kelley recommended removing the agenda item as construction of sidewalks is on hold at this time.
- b) Traffic Calming: Ms. Kelley explained speed humps were installed into a traffic calming pilot program on a limited number of streets with mixed results. In some areas, the program indicated drivers increased their speed between the speed humps, defeating the purpose and creating a hazard. As staff became aware in some instances the speed humps just shifted the problem to a nearby neighborhood. It is very unlikely additional speed humps will be installed in any area of the County and the program will be suspended. Mr. Burnap recommended action being taken on Prospect Avenue; either multi-way stop signs put in along Prospect Avenue or at least one at Pennell Street. Ms. Kelley stated that the transportation team will be providing the Board of County Commissioner an update on the traffic calming policy in the near future.

- c) Maintenance of Street and Drainage/Bridge(s): Ms. Kelley reviewed the PowerPoint that she presented to the Englewood East Homeowners Association. She also conveyed that Kimley-Horn & Associates Engineering were selected for the bridge program, the project managers will be meeting with them next week to discuss scope and fee. There was discussion on FEMA funding, the upcoming paving program, drainage maintenance, debris in the stormwater ditches and canals.

New Business:

- a) Financial Reports: The fiscal year (FY) 2022 annual actual expenditure, FY23 first quarter activity maintenance, FY23 second quarter actual expenditure, and FY24/25 preliminary budget reports were provided for review. There was discussion on the paving loan, new activity reports and other items were reviewed.
- b) FY22 Executive Summary: Ms. Kelley reviewed the summary that is provided to the Board of County Commissioners; indicating the duties and responsibilities of an Advisory Board member, the purpose of the specific unit and a brief description of the internal and external work programs.

Citizen Input on MSBU Items (3 Minute Limit):

None

Advisory Board Open Discussion:

None

Schedule Meetings / Items for Next Agenda:

Future meetings are scheduled as follows at the Mac V. Horton, West County Annex:

- Thursday, September 7, 9:30 am
- Thursday, December 14, 9:30 am

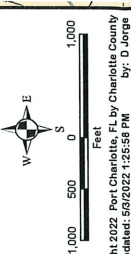
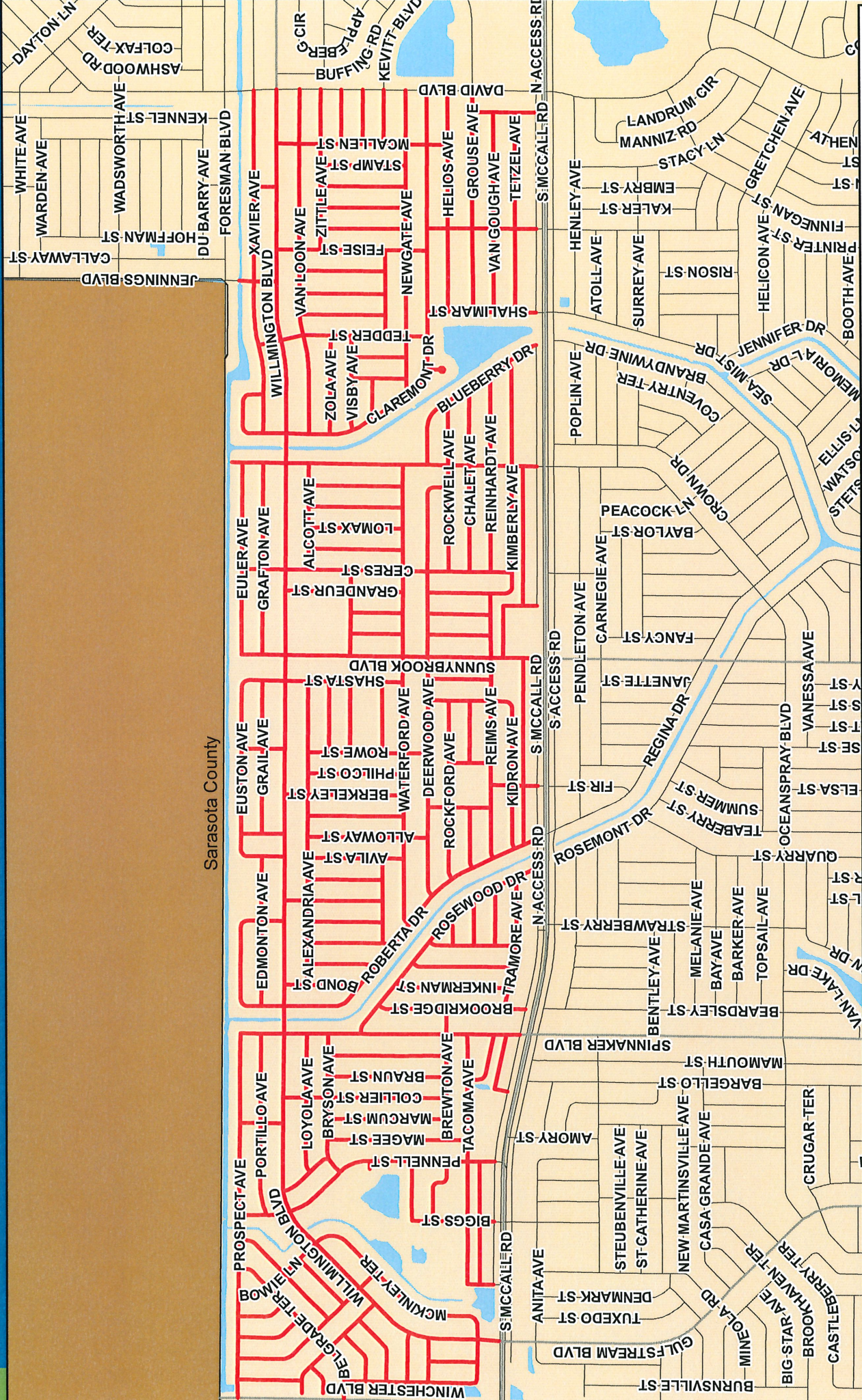
Submitted by Kimberly Kelley
Public Works Department

Chair Signature

Date

Englewood East

Phase 1 - 4 FY 2025



Legend

Phase 1 - 4

Stateplane Projection
Datum: NAD83
Units: Feet
Source: Public Works
Metadata available upon request
This map is a representation of compiled public information. It is believed to be an accurate and true depiction for the stated purpose, but Charlotte County and its employees make no guarantee, implied or otherwise, in the accuracy, completeness, or timeliness of the information. We therefore do not accept any responsibility for design, construction, or other errors. For precise dimensions, please refer to recorded plans and related documents.

Englewood East Street and Drainage MSBU

Fund Financial Report
Oct. 1, 2022 - June 30, 2023

	Actual FY2022	Adopted Budget FY2023	YTD Actual FY2023	Projected FY2023
Beginning Balance	\$2,771,938	\$3,776,879	\$4,477,064	\$4,477,064
Revenues				
Assessments & Earnings	3,018,867	2,998,616	3,038,115	2,998,616
Grant & Subsidy Revenue	-	-	-	-
Loans & Borrowing	-	-	-	-
Total Revenue	\$3,018,867	\$2,998,616	\$3,038,115	\$2,998,616
Expenditures				
Contract Services	42,041	166,000	10,125	10,125
Pipe Lining	-	150,000	-	150,000
ROW Maintenance	85,699	109,701	46,958	109,701
ROW Reclamation	-	-	-	-
Speciality Mowing	42,492	26,723	23,371	26,723
Public Works Services	989,402	984,005	173,612	660,361
Internal Charges	33,725	12,012	12,012	12,012
Purchased Services	61,886	82,308	57,595	82,158
Materials and Supplies	-	-	-	-
Capital Outlay	-	-	-	-
Debt Services	-	-	-	-
Project Costs				
Eng. East Sidewalks	58,498	393,677	19,833	19,833
Eng. East Bridge Maint. Plan	-	1,772,935	3,006	3,006
Gulf Cove/Eng. East Bridge Mant. Plan	-	-	1,338	1,338
Total Expenditures	1,313,742	3,697,361	347,850	1,075,258
Reserves (Ending Fund Balance)	\$4,477,064	\$3,078,134	\$7,167,329	\$6,400,422
<i>Reserve %</i>	77.3%	45.4%	95.4%	85.6%

*Gulf Cove SD and Englewood East SD split bridge maintenance costs proportionately.

Date Prepared: 7/20/2023

Monthly Funding Report

START DATE:

01/01/2023

END DATE:

03/31/2023

Englewood East (Non-Urban) Street and Drainage Unit

Project	WO Number	WO Description	Location	Date Worked	Labor Hours	Labor Cost	Materials Cost	Equip. Cost	Contractor Cost	Work Accomp	Total Cost
	3725	Asphalt Maintenance		03/17/2023	5.00	342.43	17.20	29.20	0.00		388.83
	Work Order 3725 Total		GULFSTREAM BLVD & COACH RD, PORT CHARLOTTE, 33981		5.00	342.43	17.20	29.20	0.00	0.20	388.83
	4406	Asphalt Maintenance		01/23/2023	3.00	203.94	119.98	14.01	0.00		337.93
	Work Order 4406 Total		4105 S ACCESS RD, ENGLEWOOD, 34224		3.00	203.94	119.98	14.01	0.00	0.15	337.93
	4547	Asphalt Maintenance		01/25/2023	5.00	329.50	30.10	31.60	0.00		391.20
	Work Order 4547 Total		12654 GULFSTREAM BLVD, PORT CHARLOTTE, 33981		5.00	329.50	30.10	31.60	0.00	0.35	391.20
	5062	Asphalt Maintenance		01/31/2023	4.00	263.60	32.25	25.28	0.00		321.13
	Work Order 5062 Total		GULFSTREAM BLVD & COACH RD, PORT CHARLOTTE, 33981		4.00	263.60	32.25	25.28	0.00	0.38	321.13
	5063	Asphalt Maintenance		01/31/2023	4.00	263.60	42.14	27.00	0.00		332.74
	Work Order 5063 Total		GULFSTREAM BLVD & MARATHON BLVD, PORT CHARLOTTE, 33981		4.00	263.60	42.14	27.00	0.00	0.47	332.74
	5683	Asphalt Maintenance		01/25/2023	6.00	395.40	30.96	37.92	0.00		464.28
	Work Order 5683 Total		9141 BIG STAR AVE, ENGLEWOOD, 34224		6.00	395.40	30.96	37.92	0.00	0.36	464.28
	7029	Asphalt Maintenance		01/12/2023	2.00	135.96	0.00	23.60	0.00		159.56
	Work Order 7029 Total		12000 GLADIOLA AVE, PORT CHARLOTTE, 33981		2.00	135.96	0.00	23.60	0.00	0.00	159.56

Monthly Funding Report

START DATE:

01/01/2023

END DATE:

03/31/2023

Page 2 of 27

Englewood East (Non-Urban) Street and Drainage Unit

Project	WO Number	WO Description	Location	Date Worked	Labor Hours	Labor Cost	Materials Cost	Equip. Cost	Contractor Cost	Work Accomp	Total Cost
	8594	Asphalt Maintenance		03/08/2023	4.00	271.92	25.80	25.28	0.00		323.00
	Work Order 8594 Total		10332 GULFSTREAM BLVD, ENGLEWOOD, 34224		4.00	271.92	25.80	25.28	0.00	0.30	323.00
	Asphalt Maintenance Total										
	3457	Brush Cutting		02/22/2023	8.00	560.34	0.00	17.18	0.00		577.52
	Work Order 3457 Total		6126 OCONNEL ST, ENGLEWOOD, 34224		8.00	560.34	0.00	17.18	0.00	125.00	577.52
	Asphalt Maintenance Total										
	3508	Brush Cutting		01/12/2023	6.00	421.26	0.00	26.88	0.00		448.14
	Work Order 3508 Total		SUNNYBROOK BLVD & S ACCESS RD, Englewood, 34224		6.00	421.26	0.00	26.88	0.00	500.00	448.14
	4249	Brush Cutting		01/12/2023	4.00	263.60	0.00	19.04	0.00		282.64
	Work Order 4249 Total		6953 MAMOUTH ST, ENGLEWOOD, 34224		4.00	263.60	0.00	19.04	0.00	500.00	282.64
	8452	Brush Cutting		03/29/2023	30.00	2,005.60	0.00	211.70	0.00		2,217.30
	Work Order 8452 Total		12765 BUFFING RD, PORT CHARLOTTE, 33981		30.00	2,005.60	0.00	211.70	0.00	50.00	2,217.30
	8874	Brush Cutting		02/08/2023	12.00	845.26	0.00	31.19	0.00		876.45
	Work Order 8874 Total		11111 KIMBERLY AVE, B, Englewood, 34224		12.00	845.26	0.00	31.19	0.00	3,700.00	876.45
	Brush Cutting Total										
	4,402.05										

Monthly Funding Report

START DATE:

01/01/2023

END DATE:

03/31/2023

Englewood East (Non-Urban) Street and Drainage Unit

Project	WO Number	WO Description	Location	Date Worked	Labor Hours	Labor Cost	Materials Cost	Equip. Cost	Contractor Cost	Work Accomp	Total Cost
	7650	Concrete - Armoring		02/15/2023	4.00	284.96	0.00	9.34	0.00		294.30
	7650	Concrete - Armoring		02/21/2023	24.00	1,683.68	1,167.24	193.20	0.00		3,044.12
	7650	Concrete - Armoring		02/22/2023	2.00	157.66	0.00	7.84	0.00		165.50
	Work Order 7650 Total				30.00	2,126.30	1,167.24	210.38	0.00	4.00	3,503.92
	Concrete - Armoring Total				30.00	2,126.30	1,167.24	210.38	0.00	4.00	3,503.92
	7695	Contracted - Mowing		02/01/2023	0.00	0.00	0.00	0.00	10,577.40		10,577.40
	7695	Contracted - Mowing		03/15/2023	0.25	21.36	0.00	0.98	0.00		22.34
	Contract Management Total				0.25	21.36	0.00	0.98	0.00		22.34
	Work Order 7695 Total				0.25	21.36	0.00	0.98	10,577.40	0.00	10,599.74
#22-530 Safety Mowing - West County	Safety Mowing & Litter Removal				0.25	21.36	0.00	0.98	10,577.40	0.00	10,599.74
	7784	Contracted Work - Inspection		02/09/2023	8.50	635.63	0.00	33.31	0.00		668.95
	Work Order 7784 Total				8.50	635.63	0.00	33.31	0.00	8.50	668.95
#22-530 Safety Mowing - West County	12169 GRETCHEN AVE, PORT CHARLOTTE, 33981				8.50	635.63	0.00	33.31	0.00	8.50	668.95
	7832	Contracted Work - Inspection		02/10/2023	4.50	336.51	0.00	17.64	0.00		354.15
	Work Order 7832 Total				4.50	336.51	0.00	17.64	0.00	4.50	354.15
#22-530 Safety Mowing - West County	7221 SPINNAKER BLVD, Englewood, 34224				4.50	336.51	0.00	17.64	0.00	4.50	354.15
	8662	Contracted Work - Inspection		03/09/2023	3.00	224.34	0.00	11.76	0.00		236.10
	Work Order 8662 Total				3.00	224.34	0.00	11.76	0.00	3.00	236.10
#22-530 Safety Mowing - West County	HELIOS AVE, PORT CHARLOTTE, 33981				3.00	224.34	0.00	11.76	0.00	3.00	236.10

Monthly Funding Report

START DATE:

01/01/2023

END DATE:

03/31/2023

Englewood East (Non-Urban) Street and Drainage Unit

Project	WO Number	WO Description	Location	Date Worked	Labor Hours	Labor Cost	Materials Cost	Equip. Cost	Contractor Cost	Work Accomp	Total Cost
	8664	Contracted Work - Inspection		03/10/2023	10.00	747.80	0.00	39.20	0.00		787.00
	Work Order 8664 Total										
	SHEFFIELD LN, ENGLEWOOD, 34224										
#22-530 Safety Mowing - West County	8717	Contracted Work - Inspection		03/14/2023	7.49	560.85	0.00	29.40	0.00		590.25
	Work Order 8717 Total										
	12173 GRETCHEN AVE, PORT CHARLOTTE, 33981										
#22-530 Safety Mowing - West County	8757	Contracted Work - Inspection		03/15/2023	3.49	261.72	0.00	13.72	0.00		275.45
	Work Order 8757 Total										
	BOCA GRANDE AVE, ENGLEWOOD, 34224										
#22-530 Safety Mowing - West County	7387	GIS Update		01/30/2023	0.25	18.24	0.00	0.00	0.00		18.24
	Work Order 7387 Total										
	7068 Mineola Rd										
	Contracted Work - Inspection Total										
	GIS Update Total										
	6884	Investigation		01/06/2023	1.50	112.17	0.00	5.88	0.00		118.05
	Work Order 6884 Total										
	3670 N ACCESS RD										
	7299	Investigation		01/27/2023	2.00	149.56	0.00	7.84	0.00		157.40
	Work Order 7299 Total										
	12765 BUFFING RD, PORT CHARLOTTE, 33981										
	7313	Investigation		02/16/2023	1.50	112.17	0.00	5.88	0.00		118.05
	Work Order 7313 Total										
	13040 RIDGELY CIR, Port Charlotte, 33981										

Monthly Funding Report

START DATE:

01/01/2023

END DATE:

03/31/2023

Englewood East (Non-Urban) Street and Drainage Unit

Project	WO Number	WO Description	Location	Date Worked	Labor Hours	Labor Cost	Materials Cost	Equip. Cost	Contractor Cost	Work Accomp	Total Cost	
	7595	Investigation		02/03/2023	7.50	560.85	0.00	29.40	0.00		590.25	
	Work Order 7595 Total											
			6218 TIDE ST, Englewood, 34224		7.50	560.85	0.00	29.40	0.00	1.00	590.25	
	<input type="checkbox"/> #20-001 Safety Mowing - West County <input type="checkbox"/>											
	7837	Investigation		02/13/2023	1.50	112.17	0.00	5.88	0.00		118.05	
	Work Order 7837 Total											
			9349 FRUITLAND AVE, ENGLEWOOD, 34224		1.50	112.17	0.00	5.88	0.00	1.00	118.05	
	8403	Investigation		02/24/2023	10.00	687.60	0.00	0.00	0.00		687.60	
	8403	Investigation		03/03/2023	0.00	0.00	0.00	23.35	0.00		23.35	
	Work Order 8403 Total											
			11111 KIMBERLY AVE, B, Englewood, 34224		10.00	687.60	0.00	23.35	0.00	1.00	710.95	
	8419	Investigation		02/22/2023	1.50	104.31	0.00	20.28	0.00		124.59	
	Work Order 8419 Total											
			11372 GULFSTREAM BLVD, PORT CHARLOTTE, 33981		1.50	104.31	0.00	20.28	0.00	1.00	124.59	
	8644	Investigation		03/09/2023	1.50	112.17	0.00	5.88	0.00		118.05	
	Work Order 8644 Total											
			9341 OCEANSPRAY BLVD		1.50	112.17	0.00	5.88	0.00	1.00	118.05	
	8824	Investigation		03/20/2023	1.50	112.17	0.00	5.88	0.00		118.05	
	Work Order 8824 Total											
			WILLMINGTON BLVD & MCKINLEY TER		1.50	112.17	0.00	5.88	0.00	1.00	118.05	
	Investigation Total											
	6463	Large Pipe Install (Pipes 31" And Up)		01/28/2023	10.00	638.20	0.00	0.00	0.00		638.20	

Monthly Funding Report

START DATE:

01/01/2023

END DATE:

03/31/2023

Englewood East (Non-Urban) Street and Drainage Unit

Project	WO Number	WO Description	Location	Date Worked	Labor Hours	Labor Cost	Materials Cost	Equip. Cost	Contractor Cost	Work Accomp	Total Cost
	6463	Large Pipe Install (Pipes 31" And Up)		02/15/2023	20.00	1,359.60	0.00	236.00	0.00	0.00	1,595.60
	6463	Large Pipe Install (Pipes 31" And Up)		02/21/2023	10.00	679.80	0.00	118.00	0.00	0.00	797.80
	6463	Large Pipe Install (Pipes 31" And Up)		03/21/2023	0.00	0.00	720.00	0.00	0.00	0.00	720.00
	Work Order 6463 Total Mayport St and S Access rd										
					40.00	2,677.60	720.00	354.00	0.00	40.00	3,751.60
	8541	Large Pipe Install (Pipes 31" And Up)		03/07/2023	4.00	284.96	0.00	9.34	0.00	0.00	294.30
	8541	Large Pipe Install (Pipes 31" And Up)		03/08/2023	4.00	284.96	0.00	9.34	0.00	0.00	294.30
	8541	Large Pipe Install (Pipes 31" And Up)		03/09/2023	31.00	2,174.72	9,140.77	451.62	0.00	0.00	11,767.11
	8541	Large Pipe Install (Pipes 31" And Up)		03/13/2023	46.00	3,183.23	233.21	624.16	0.00	0.00	4,040.60
	8541	Large Pipe Install (Pipes 31" And Up)		03/14/2023	45.00	3,115.25	97.24	634.08	0.00	0.00	3,846.57
	8541	Large Pipe Install (Pipes 31" And Up)		03/15/2023	65.00	4,474.85	4,662.31	870.08	0.00	0.00	10,007.24
	8541	Large Pipe Install (Pipes 31" And Up)		03/16/2023	63.50	4,371.32	415.58	687.85	37.71	0.00	5,512.46
	8541	Large Pipe Install (Pipes 31" And Up)		03/20/2023	43.50	3,044.03	3,150.00	230.33	0.00	0.00	6,424.36
	8541	Large Pipe Install (Pipes 31" And Up)		03/21/2023	0.00	0.00	0.00	164.70	0.00	0.00	164.70
	Work Order 8541 Total 6364 BLUEBERRY DR, ENGLEWOOD, 34224										
					302.00	20,933.32	17,699.11	3,681.50	37.71	144.00	42,351.64
	Large Pipe Install (Pipes 31" And Up) Total										
					342.00	23,610.92	18,419.11	4,035.50	37.71	184.00	46,103.24
	6119	MSBU Administrative Work		01/04/2023	0.50	36.47	0.00	0.00	0.00	0.00	36.47
	6119	MSBU Administrative Work		01/05/2023	1.50	109.41	0.00	0.00	0.00	0.00	109.41
	6119	MSBU Administrative Work		01/06/2023	0.75	54.71	0.00	0.00	0.00	0.00	54.71
	6119	MSBU Administrative Work		01/07/2023	0.25	18.24	0.00	0.00	0.00	0.00	18.24
	6119	MSBU Administrative Work		01/10/2023	0.50	36.47	0.00	0.00	0.00	0.00	36.47

Monthly Funding Report

START DATE:

01/01/2023

END DATE:

03/31/2023

Englewood East (Non-Urban) Street and Drainage Unit

Project	WO Number	WO Description	Location	Date Worked	Labor Hours	Labor Cost	Materials Cost	Equip. Cost	Contractor Cost	Work Accomp	Total Cost
	6119	MSBU Administrative Work		01/11/2023	0.75	54.71	0.00	0.00	0.00		54.71
	6119	MSBU Administrative Work		01/13/2023	2.00	145.88	0.00	0.00	0.00		145.88
	6119	MSBU Administrative Work		01/24/2023	0.50	36.47	0.00	0.00	0.00		36.47
	6119	MSBU Administrative Work		01/25/2023	0.50	36.47	0.00	0.00	0.00		36.47
	6119	MSBU Administrative Work		02/14/2023	0.25	18.24	0.00	0.00	0.00		18.24
	6119	MSBU Administrative Work		02/16/2023	2.00	145.88	0.00	0.00	0.00		145.88
	6119	MSBU Administrative Work		02/17/2023	0.50	36.47	0.00	0.00	0.00		36.47
	6119	MSBU Administrative Work		02/22/2023	2.50	182.35	0.00	0.00	0.00		182.35
	6119	MSBU Administrative Work		02/23/2023	4.00	291.76	0.00	0.00	0.00		291.76
	6119	MSBU Administrative Work		03/14/2023	1.00	72.94	0.00	0.00	0.00		72.94
	6119	MSBU Administrative Work		03/16/2023	0.75	54.71	0.00	0.00	0.00		54.71
	6119	MSBU Administrative Work		03/17/2023	0.50	36.47	0.00	0.00	0.00		36.47
	6119	MSBU Administrative Work		03/24/2023	0.50	36.47	0.00	0.00	0.00		36.47
	6119	MSBU Administrative Work		03/29/2023	0.50	36.47	0.00	0.00	0.00		36.47
	6119	MSBU Administrative Work		03/31/2023	1.00	72.94	0.00	0.00	0.00		72.94
				Administrative Time Total							
Work Order 6119 Total				20.75	1,513.51	0.00	0.00	0.00	0.00	0.00	1,513.53
Work Order 6119 Total				20.75	1,513.51	0.00	0.00	0.00	0.00	0.00	1,513.53
MSBU Administrative Work Total											
2849		Project Management		02/13/2023	0.00	0.00	0.00	0.00	1,120.00		1,120.00
2849		Project Management		01/03/2023	2.00	170.90	0.00	0.00	0.00		170.90
2849		Project Management		01/12/2023	2.00	170.90	0.00	0.00	0.00		170.90

Monthly Funding Report

START DATE:

01/01/2023

END DATE:

03/31/2023

Englewood East (Non-Urban) Street and Drainage Unit

Project	WO Number	WO Description	Location	Date Worked	Labor Hours	Labor Cost	Materials Cost	Equip. Cost	Contractor Cost	Work Accomp	Total Cost
	2849	Project Management		01/23/2023	1.00	85.45	0.00	0.00	0.00	0.00	85.45
	2849	Project Management		01/25/2023	1.00	85.45	0.00	0.00	0.00	0.00	85.45
	2849	Project Management		01/30/2023	1.00	85.45	0.00	0.00	0.00	0.00	85.45
	2849	Project Management		01/31/2023	1.00	85.45	0.00	0.00	0.00	0.00	85.45
	2849	Project Management		02/08/2023	1.00	85.45	0.00	0.00	0.00	0.00	85.45
	2849	Project Management		02/09/2023	1.00	85.45	0.00	0.00	0.00	0.00	85.45
	2849	Project Management		02/13/2023	1.00	85.45	0.00	0.00	0.00	0.00	85.45
	2849	Project Management		02/16/2023	1.00	85.45	0.00	0.00	0.00	0.00	85.45
	2849	Project Management		02/21/2023	1.00	85.45	0.00	0.00	0.00	0.00	85.45
	2849	Project Management		02/28/2023	1.00	85.45	0.00	0.00	0.00	0.00	85.45
	2849	Project Management		03/09/2023	1.00	85.45	0.00	0.00	0.00	0.00	85.45
	2849	Project Management		03/13/2023	1.00	85.45	0.00	0.00	0.00	0.00	85.45
	2849	Project Management		03/21/2023	1.00	85.45	0.00	0.00	0.00	0.00	85.45
	2849	Project Management		03/23/2023	1.00	85.45	0.00	0.00	0.00	0.00	85.45
	2849	Project Management		03/29/2023	1.00	85.45	0.00	0.00	0.00	0.00	85.45
		Plan/Spec Review Total			19.00	1,623.55	0.00	0.00	0.00	0.00	1,623.55
	2849	Project Management		03/07/2023	1.00	85.45	0.00	0.00	0.00	0.00	85.45
		Project Meetings Total			1.00	85.45	0.00	0.00	0.00	0.00	85.45
	2849	Project Management		01/05/2023	1.00	85.45	0.00	0.00	0.00	0.00	85.45
	2849	Project Management		01/11/2023	1.00	85.45	0.00	0.00	0.00	0.00	85.45
	2849	Project Management		02/07/2023	0.50	42.73	0.00	0.00	0.00	0.00	42.73
	2849	Project Management		02/20/2023	0.50	42.73	0.00	0.00	0.00	0.00	42.73
	2849	Project Management		03/20/2023	0.50	42.73	0.00	0.00	0.00	0.00	42.73

Monthly Funding Report

START DATE:

01/01/2023

END DATE:

03/31/2023

Englewood East (Non-Urban) Street and Drainage Unit

Project	WO Number	WO Description	Location	Date Worked	Labor Hours	Labor Cost	Materials Cost	Equip. Cost	Contractor Cost	Work Accomp	Total Cost
	Work Order 2849 Total										
	C411806 - Englewood East Sidewalks										
	3818	Project Management		02/03/2023	0.25	21.36	0.00	0.98	0.00	0.00	22.34
	3818	Project Management		02/07/2023	0.50	42.73	0.00	1.96	0.00	0.00	44.69
	3818	Project Management		02/08/2023	0.50	42.73	0.00	1.96	0.00	0.00	44.69
					1.25	106.81	0.00	4.90	0.00	0.00	111.72
	Work Order 3818 Total										
	☐ #20-001 Safety Mowing - West County ☐☐										
	3850	Project Management		01/02/2023	0.00	0.00	0.00	0.00	3,541.00		3,541.00
	3850	Project Management		02/01/2023	0.00	0.00	0.00	0.00	3,541.00		3,541.00
	3850	Project Management		03/16/2023	0.25	21.36	0.00	0.00	0.00	0.00	21.36
					0.25	21.36	0.00	0.00	0.00	0.00	21.36
	Plan/Spec Review Total										
	3850	Project Management		01/05/2023	0.25	21.36	0.00	0.98	0.00	0.00	22.34
	3850	Project Management		01/18/2023	0.25	21.36	0.00	0.98	0.00	0.00	22.34
	3850	Project Management		01/20/2023	0.25	21.36	0.00	0.98	0.00	0.00	22.34
	3850	Project Management		01/24/2023	0.25	21.36	0.00	0.98	0.00	0.00	22.34
	3850	Project Management		01/25/2023	0.25	21.36	0.00	0.98	0.00	0.00	22.34
	3850	Project Management		01/26/2023	0.25	21.36	0.00	0.98	0.00	0.00	22.34
	3850	Project Management		01/31/2023	0.25	21.36	0.00	0.98	0.00	0.00	22.34
	3850	Project Management		02/01/2023	0.25	21.36	0.00	0.98	0.00	0.00	22.34
	3850	Project Management		02/03/2023	0.25	21.36	0.00	0.98	0.00	0.00	22.34
	3850	Project Management		02/07/2023	0.25	21.36	0.00	0.98	0.00	0.00	22.34
	Public Outreach Total										
					23.50	2,008.08	0.00	0.00	1,120.00	0.00	3,128.09
					3.50	299.08	0.00	0.00	0.00	0.00	299.09

Monthly Funding Report

START DATE:

01/01/2023

END DATE:

03/31/2023

Englewood East (Non-Urban) Street and Drainage Unit

Project	WO Number	WO Description	Location	Date Worked	Labor Hours	Labor Cost	Materials Cost	Equip. Cost	Contractor Cost	Work Accomp	Total Cost
	3850	Project Management		02/08/2023	0.25	21.36	0.00	0.98	0.00	0.00	22.34
	3850	Project Management		02/09/2023	0.25	21.36	0.00	0.98	0.00	0.00	22.34
	3850	Project Management		02/14/2023	0.25	21.36	0.00	0.98	0.00	0.00	22.34
	3850	Project Management		02/15/2023	0.25	21.36	0.00	0.98	0.00	0.00	22.34
	3850	Project Management		02/16/2023	0.25	21.36	0.00	0.98	0.00	0.00	22.34
	3850	Project Management		02/17/2023	0.25	21.36	0.00	0.98	0.00	0.00	22.34
	3850	Project Management		02/28/2023	0.25	21.36	0.00	0.98	0.00	0.00	22.34
	3850	Project Management		03/01/2023	0.25	21.36	0.00	0.98	0.00	0.00	22.34
	3850	Project Management		03/02/2023	0.25	21.36	0.00	0.98	0.00	0.00	22.34
	3850	Project Management		03/03/2023	0.25	21.36	0.00	0.98	0.00	0.00	22.34
	3850	Project Management		03/07/2023	0.25	21.36	0.00	0.98	0.00	0.00	22.34
	3850	Project Management		03/08/2023	0.25	21.36	0.00	0.98	0.00	0.00	22.34
	3850	Project Management		03/09/2023	0.50	42.73	0.00	1.96	0.00	0.00	44.69
	3850	Project Management		03/10/2023	0.25	21.36	0.00	0.98	0.00	0.00	22.34
	3850	Project Management		03/14/2023	0.25	21.36	0.00	0.98	0.00	0.00	22.34
	3850	Project Management		03/15/2023	0.25	21.36	0.00	0.98	0.00	0.00	22.34
	3850	Project Management		03/16/2023	0.25	21.36	0.00	0.98	0.00	0.00	22.34
	3850	Project Management		03/17/2023	0.25	21.36	0.00	0.98	0.00	0.00	22.34
	3850	Project Management		03/21/2023	0.25	21.36	0.00	0.98	0.00	0.00	22.34
	3850	Project Management		03/22/2023	0.25	21.36	0.00	0.98	0.00	0.00	22.34
	3850	Project Management		03/23/2023	0.25	21.36	0.00	0.98	0.00	0.00	22.34
	3850	Project Management		03/24/2023	0.25	21.36	0.00	0.98	0.00	0.00	22.34
	3850	Project Management		03/28/2023	0.25	21.36	0.00	0.98	0.00	0.00	22.34

Monthly Funding Report

START DATE:

01/01/2023

END DATE:

03/31/2023

Englewood East (Non-Urban) Street and Drainage Unit

Project	WO Number	WO Description	Location	Date Worked	Labor Hours	Labor Cost	Materials Cost	Equip. Cost	Contractor Cost	Work Accomp	Total Cost
	5209	Project Management		02/24/2023	1.00	85.45	0.00	0.00	0.00		85.45
	5209	Project Management		02/28/2023	1.00	85.45	0.00	0.00	0.00		85.45
	5209	Project Management		03/02/2023	1.00	85.45	0.00	0.00	0.00		85.45
	5209	Project Management		03/03/2023	2.00	170.90	0.00	0.00	0.00		170.90
	5209	Project Management		03/15/2023	1.00	85.45	0.00	0.00	0.00		85.45
	5209	Project Management		03/21/2023	1.00	85.45	0.00	0.00	0.00		85.45
	5209	Project Management		03/22/2023	1.00	85.45	0.00	0.00	0.00		85.45
	5209	Project Management		03/31/2023	1.00	85.45	0.00	0.00	0.00		85.45
Work Order 5209 Total					14.00	1,196.30	0.00	0.00	0.00	0.00	1,196.30
Plan/Spec Review Total					34.50	3,006.08	0.00	0.00	0.00	0.00	3,006.08
cmb2203 - Englewood East Bridge Maintenance Plan											
	6564	Project Management		01/10/2023	0.75	64.09	0.00	0.00	0.00		64.09
Plan/Spec Review Total					0.75	64.09	0.00	0.00	0.00	0.00	64.09
	6564	Project Management		01/17/2023	0.50	42.73	0.00	1.96	0.00		44.69
	6564	Project Management		02/14/2023	0.50	42.73	0.00	1.96	0.00		44.69
	6564	Project Management		03/09/2023	0.50	42.73	0.00	1.96	0.00		44.69
Site Visits Total					1.50	128.18	0.00	5.88	0.00		134.07
Work Order 6564 Total					2.25	192.26	0.00	5.88	0.00	2.50	198.16
#20-501 Concrete Flatwork											
Project Management Total					71.00	6,125.01	0.00	47.04	8,202.00	7.75	14,374.00
	6820	ROW - Clearing / Haul Debris		01/03/2023	4.00	275.04	0.00	27.04	0.00		302.08
	6820	ROW - Clearing / Haul Debris		01/04/2023	3.00	205.90	0.00	9.36	0.00		215.26
	6820	ROW - Clearing / Haul Debris		01/05/2023	0.00	0.00	0.00	0.00	27.50		27.50

Monthly Funding Report

START DATE:

01/01/2023

END DATE:

03/31/2023

Englewood East (Non-Urban) Street and Drainage Unit

Project	WO Number	WO Description	Location	Date Worked	Labor Hours	Labor Cost	Materials Cost	Equip. Cost	Contractor Cost	Work Accomp	Total Cost
	Work Order 6820 Total										
			KEVITT BLVD, PORT CHARLOTTE, 33981		7.00	480.94	0.00	36.40	27.50	0.25	544.84
	6986	ROW - Clearing / Haul Debris		01/12/2023	7.00	478.66	0.00	47.32	72.67		598.65
	6986	ROW - Clearing / Haul Debris		01/30/2023	0.00	0.00	0.00	47.32	0.00		47.32
	6986	ROW - Clearing / Haul Debris		02/23/2023	1.00	69.54	0.00	13.52	0.00		83.06
	Work Order 6986 Total				8.00	548.20	0.00	108.16	72.67	0.10	729.03
			EMBRY ST & SURREY AVE, PORT CHARLOTTE, 33981								
	7318	ROW - Clearing / Haul Debris		02/07/2023	2.00	139.08	0.00	27.04	0.00		166.12
	7318	ROW - Clearing / Haul Debris		02/09/2023	0.50	34.77	0.00	6.76	8.56		50.09
	Work Order 7318 Total				2.50	173.85	0.00	33.80	8.56	0.22	216.21
			HAWKSBURY ST & CARNEGIE AVE, ENGLEWOOD, 34224								
	7530	ROW - Clearing / Haul Debris		03/08/2023	3.00	213.72	0.00	7.01	0.00		220.73
	Work Order 7530 Total				3.00	213.72	0.00	7.01	0.00	0.19	220.73
			VAN LOON AVE, PORT CHARLOTTE, 33981								
	ROW - Clearing / Haul Debris Total				20.50	1,416.71	0.00	185.36	108.73	0.76	1,710.81
	6838	ROW - Vegetation / Boom Mowing		01/03/2023	20.00	1,359.60	0.00	434.50	0.00		1,794.10
	Work Order 6838 Total				20.00	1,359.60	0.00	434.50	0.00	30,422.00	1,794.10
			ANITA AVE, ENGLEWOOD, 34224								
	6863	ROW - Vegetation / Boom Mowing		01/04/2023	20.00	1,359.60	0.00	387.80	0.00		1,747.40
	Work Order 6863 Total				20.00	1,359.60	0.00	387.80	0.00	22,200.00	1,747.40
			WHELAN ST, ENGLEWOOD, 34224								
	6893	ROW - Vegetation / Boom Mowing		01/05/2023	10.00	679.80	0.00	233.70	0.00		913.50

Monthly Funding Report

START DATE:

01/01/2023

END DATE:

03/31/2023

Englewood East (Non-Urban) Street and Drainage Unit

Project	WO Number	WO Description	Location	Date Worked	Labor Hours	Labor Cost	Materials Cost	Equip. Cost	Contractor Cost	Work Accomp	Total Cost	
	Work Order 6893 Total											
			BOCA GRANDE AVE, ENGLEWOOD, 34224		10.00	679.80	0.00	233.70	0.00	0.00	11,980.00	913.50
	6936	ROW - Vegetation / Boom Mowing		01/09/2023	19.93	1,355.03	0.00	386.50	0.00	0.00		1,741.53
	Work Order 6936 Total											
			BROOKHAVEN TER, ENGLEWOOD, 34224		19.93	1,355.03	0.00	386.50	0.00	0.00	19,700.00	1,741.53
	6964	ROW - Vegetation / Boom Mowing		01/10/2023	31.00	2,069.94	0.00	481.69	0.00	0.00		2,551.63
	Work Order 6964 Total											
			HEARTWELLVILLE AVE, ENGLEWOOD, 34224		31.00	2,069.94	0.00	481.69	0.00	0.00	25,337.00	2,551.63
	6991	ROW - Vegetation / Boom Mowing		01/11/2023	20.00	1,359.60	0.00	434.50	0.00	0.00		1,794.10
	Work Order 6991 Total											
			STRAWBERRY ST, ENGLEWOOD, 34224		2.00	157.66	0.00	7.84	0.00	0.00		165.50
	7026	ROW - Vegetation / Boom Mowing		01/12/2023	20.00	1,359.60	0.00	434.50	0.00	0.00		1,794.10
	Work Order 7026 Total											
			QUIGLEY ST, ENGLEWOOD, 34224		20.00	1,359.60	0.00	434.50	0.00	0.00	24,850.00	1,794.10
	7050	ROW - Vegetation / Boom Mowing		01/17/2023	11.00	747.78	0.00	110.44	0.00	0.00		858.22
	Work Order 7050 Total											
			LIGHTHOUSE ST, ENGLEWOOD, 34224		11.00	747.78	0.00	110.44	0.00	0.00	6,200.00	858.22
	7078	ROW - Vegetation / Boom Mowing		01/18/2023	20.00	1,359.60	0.00	434.50	0.00	0.00		1,794.10
	Work Order 7078 Total											
			PENDLETON AVE, ENGLEWOOD, 34224		20.00	1,359.60	0.00	434.50	0.00	0.00	25,930.00	1,794.10
	7117	ROW - Vegetation / Boom Mowing		01/19/2023	20.00	1,359.60	0.00	434.50	0.00	0.00		1,794.10

Monthly Funding Report

START DATE:

01/01/2023

END DATE:

03/31/2023

Englewood East (Non-Urban) Street and Drainage Unit

Project	WO Number	WO Description	Location	Date Worked	Labor Hours	Labor Cost	Materials Cost	Equip. Cost	Contractor Cost	Work Accomp	Total Cost	
	Work Order 7117 Total											
		ROW - Vegetation / Boom Mowing	YARDLEY ST, ENGLEWOOD, 34224	01/20/2023	20.00	1,359.60	0.00	434.50	0.00	28,122.00	1,794.10	
	Work Order 7140 Total											
	7140	ROW - Vegetation / Boom Mowing	SANDRIFT AVE, ENGLEWOOD, 34224	01/20/2023	20.00	1,359.60	0.00	280.40	0.00	0.00	1,640.00	
	Work Order 7167 Total											
	7167	ROW - Vegetation / Boom Mowing	STONECROP AVE, ENGLEWOOD, 34224	01/23/2023	20.00	1,359.60	0.00	473.70	0.00	0.00	1,833.30	
	Work Order 7207 Total											
	7207	ROW - Vegetation / Boom Mowing	PENDLETON AVE, ENGLEWOOD, 34224	01/24/2023	20.00	1,359.60	0.00	434.50	0.00	0.00	1,794.10	
	Work Order 7253 Total											
	7253	ROW - Vegetation / Boom Mowing	PENDLETON AVE, ENGLEWOOD, 34224	01/25/2023	20.00	1,359.60	0.00	427.00	0.00	0.00	1,786.60	
	Work Order 7297 Total											
	7297	ROW - Vegetation / Boom Mowing	BAYLOR ST, ENGLEWOOD, 34224	01/26/2023	20.00	1,359.60	0.00	434.50	0.00	0.00	1,794.10	
	Work Order 7356 Total											
	7356	ROW - Vegetation / Boom Mowing	ROSEMONT DR, ENGLEWOOD, 34224	01/27/2023	10.00	679.80	0.00	280.40	0.00	0.00	960.20	
	Work Order 7423 Total											
	7423	ROW - Vegetation / Boom Mowing	HENLEY AVE, PORT CHARLOTTE, 33981	01/31/2023	2.00	135.96	0.00	45.32	0.00	0.00	181.28	
	Work Order 7423 Total											
	7423	ROW - Vegetation / Boom Mowing	HENLEY AVE, PORT CHARLOTTE, 33981	01/31/2023	22.00	1,495.56	0.00	479.82	0.00	29,205.00	1,975.38	

Monthly Funding Report

START DATE:

01/01/2023

END DATE:

03/31/2023

Englewood East (Non-Urban) Street and Drainage Unit

Project	WO Number	WO Description	Location	Date Worked	Labor Hours	Labor Cost	Materials Cost	Equip. Cost	Contractor Cost	Work Accomp	Total Cost
	7461	ROW - Vegetation / Boom Mowing		01/31/2023	20.00	1,359.60	0.00	434.50	0.00		1,794.10
	Work Order 7461 Total										
			STACY LN, PORT CHARLOTTE, 33981		20.00	1,359.60	0.00	434.50	0.00	31,620.00	1,794.10
	7497	ROW - Vegetation / Boom Mowing		02/01/2023	20.00	1,359.60	0.00	434.50	0.00		1,794.10
	Work Order 7497 Total										
		CASTILLA ST, PORT CHARLOTTE, 33981			20.00	1,359.60	0.00	434.50	0.00	35,235.00	1,794.10
	7529	ROW - Vegetation / Boom Mowing		02/02/2023	20.00	1,359.60	0.00	434.50	0.00		1,794.10
	Work Order 7529 Total										
		7250 PRINTER ST, Port Charlotte, 33981			20.00	1,359.60	0.00	434.50	0.00	37,223.00	1,794.10
	7588	ROW - Vegetation / Boom Mowing		02/03/2023	7.50	509.85	0.00	224.32	0.00		734.17
	Work Order 7588 Total										
		FRUITLAND AVE, ENGLEWOOD, 34224			7.50	509.85	0.00	224.32	0.00	12,970.00	734.17
	7611	ROW - Vegetation / Boom Mowing		02/06/2023	20.00	1,359.60	0.00	434.50	0.00		1,794.10
	Work Order 7611 Total										
		FRUITLAND AVE, ENGLEWOOD, 34224			20.00	1,359.60	0.00	434.50	0.00	31,500.00	1,794.10
	7663	ROW - Vegetation / Boom Mowing		02/07/2023	20.00	1,359.60	0.00	434.50	0.00		1,794.10
	Work Order 7663 Total										
		FRUITLAND AVE, ENGLEWOOD, 34224			20.00	1,359.60	0.00	434.50	0.00	30,810.00	1,794.10
	7723	ROW - Vegetation / Boom Mowing		02/08/2023	20.00	1,359.60	0.00	434.50	0.00		1,794.10
	Work Order 7723 Total										
		FRUITLAND AVE, ENGLEWOOD, 34224			20.00	1,359.60	0.00	434.50	0.00	30,730.00	1,794.10
	7764	ROW - Vegetation / Boom Mowing		02/09/2023	24.00	1,631.52	0.00	525.14	0.00		2,156.66

Monthly Funding Report

START DATE:

01/01/2023

END DATE:

03/31/2023

Page 17 of 27

Englewood East (Non-Urban) Street and Drainage Unit

Project	WO Number	WO Description	Location	Date Worked	Labor Hours	Labor Cost	Materials Cost	Equip. Cost	Contractor Cost	Work Accomp	Total Cost
	Work Order 7764	Total	FRUITLAND AVE, ENGLEWOOD, 34224		24.00	1,631.52	0.00	525.14	0.00	37,648.00	2,156.66
	7803	ROW - Vegetation / Boom Mowing		02/10/2023	18.75	1,274.62	0.00	259.22	0.00		1,533.85
	Work Order 7803	Total	FRUITLAND AVE, ENGLEWOOD, 34224		18.75	1,274.62	0.00	259.22	0.00	19,250.00	1,533.85
	7852	ROW - Vegetation / Boom Mowing		02/13/2023	23.00	1,596.09	0.00	212.56	0.00		1,808.65
	Work Order 7852	Total	FRUITLAND AVE, ENGLEWOOD, 34224		23.00	1,596.09	0.00	212.56	0.00	17,400.00	1,808.65
	7889	ROW - Vegetation / Boom Mowing		02/14/2023	23.00	1,596.09	0.00	212.56	0.00		1,808.65
	Work Order 7889	Total	ST REGIS CIR, PORT CHARLOTTE, 33981		23.00	1,596.09	0.00	212.56	0.00	16,700.00	1,808.65
	7934	ROW - Vegetation / Boom Mowing		02/15/2023	22.00	1,517.26	0.00	442.34	0.00		1,959.60
	Work Order 7934	Total	TREADWAY ROAD, ENGLEWOOD, 34224		22.00	1,517.26	0.00	442.34	0.00	39,773.00	1,959.60
	7971	ROW - Vegetation / Boom Mowing		02/16/2023	20.00	1,359.60	0.00	434.50	0.00		1,794.10
	Work Order 7971	Total	FRUITLAND AVE, ENGLEWOOD, 34224		20.00	1,359.60	0.00	434.50	0.00	37,317.00	1,794.10
	8013	ROW - Vegetation / Boom Mowing		02/17/2023	12.00	837.46	0.00	288.24	0.00		1,125.70
	Work Order 8013	Total	CHEERFUL STREET, ENGLEWOOD, 34224		12.00	837.46	0.00	288.24	0.00	21,400.00	1,125.70
	8062	ROW - Vegetation / Boom Mowing		02/21/2023	12.00	837.46	0.00	280.74	0.00		1,118.20
	Work Order 8062	Total	FREEBURG CIRCLE, ENGLEWOOD, 34224		12.00	837.46	0.00	280.74	0.00	23,260.00	1,118.20

Monthly Funding Report

START DATE:

01/01/2023

END DATE:

03/31/2023

Englewood East (Non-Urban) Street and Drainage Unit

Project	WO Number	WO Description	Location	Date Worked	Labor Hours	Labor Cost	Materials Cost	Equip. Cost	Contractor Cost	Work Accomp	Total Cost
	8102	ROW - Vegetation / Boom Mowing		02/22/2023	19.98	1,328.84	0.00	270.48	0.00		1,599.32
	Work Order 8102 Total										
			SAN DOMINGO BLVD, ENGLEWOOD, 34224		19.98	1,328.84	0.00	270.48	0.00	19,120.00	1,599.32
	8430	ROW - Vegetation / Boom Mowing		01/02/2023	10.00	679.80	0.00	200.80	0.00		880.60
	Work Order 8430 Total										
			Berendo Ave, Big Star Ave, Forkland St, Fire Island St, Escondido St		10.00	679.80	0.00	200.80	0.00	10,222.00	880.60
		ROW - Vegetation / Boom Mowing Total			638.15	43,467.36	0.00	12,548.69	0.00	859,211.00	56,016.05
	5136	Shoulder Repair		03/06/2023	7.50	499.45	0.00	33.60	0.00		533.05
	Work Order 5136 Total										
			GULFSTREAM BLVD & S ACCESS RD, ENGLEWOOD, 34224		7.50	499.45	0.00	33.60	0.00	0.05	533.05
	7265	Shoulder Repair		01/26/2023	24.00	1,683.68	0.00	37.36	0.00		1,721.04
	7265	Shoulder Repair		01/31/2023	4.00	263.60	32.25	25.28	0.00		321.13
	Work Order 7265 Total										
			9261 SAN BERNARDINO AVE, Englewood, 34224		28.00	1,947.28	32.25	62.64	0.00	0.02	2,042.17
	8548	Shoulder Repair		03/06/2023	7.50	499.45	0.00	33.60	0.00		533.05
	Work Order 8548 Total										
			FRUITLAND AVE, ENGLEWOOD, 34224		7.50	499.45	0.00	33.60	0.00	0.05	533.05
		Shoulder Repair Total			43.00	2,946.18	32.25	129.84	0.00	0.12	3,108.27
	9062	Sign Inspection		03/24/2023	2.00	130.26	0.00	10.38	0.00		140.64
	Work Order 9062 Total										
			ROBERTA DR, ENGLEWOOD, 34224		2.00	130.26	0.00	10.38	0.00	2.00	140.64

Monthly Funding Report

START DATE:

01/01/2023

END DATE:

03/31/2023

Englewood East (Non-Urban) Street and Drainage Unit

Project	WO Number	WO Description	Location	Date Worked	Labor Hours	Labor Cost	Materials Cost	Equip. Cost	Contractor Cost	Work Accomp	Total Cost
		Sign Inspection Total			2.00	130.26	0.00	10.38	0.00	2.00	140.64
	7730	Small Pipe Install (Pipes Under 31")		02/16/2023	31.00	2,112.98	618.22	352.92	0.00		3,084.12
	7730	Small Pipe Install (Pipes Under 31")		03/22/2023	0.00	0.00	180.00	0.00	0.00		180.00
		Work Order 7730 Total	7112 MAMOUTH ST, ENGLEWOOD, 34224		31.00	2,112.98	798.22	352.92	0.00	24.00	3,264.12
	8997	Small Pipe Install (Pipes Under 31")		03/27/2023	5.50	384.97	0.00	15.22	0.00		400.19
		Work Order 8997 Total	6338 SHALIMAR ST, PORT CHARLOTTE, 33981		5.50	384.97	0.00	15.22	0.00	24.00	400.19
		Small Pipe Install (Pipes Under 31") Total			36.50	2,497.95	798.22	368.14	0.00	48.00	3,664.31
	9063	Support (Post) Maintenance		03/25/2023	2.00	130.26	59.34	10.38	0.00		199.98
		Work Order 9063 Total	OCEANSPRAY BLVD, ENGLEWOOD, 34224		2.00	130.26	59.34	10.38	0.00	1.00	199.98
		Support (Post) Maintenance Total			2.00	130.26	59.34	10.38	0.00	1.00	199.98
	2304	Vacuum Culvert Cleaning		01/23/2023	12.00	800.16	0.00	252.66	0.00		1,052.82
		Work Order 2304 Total	9238 CASA GRANDE AVE		12.00	800.16	0.00	252.66	0.00	4.00	1,052.82
	2307	Vacuum Culvert Cleaning		02/07/2023	6.00	410.28	0.00	126.33	0.00		536.61
		Work Order 2307 Total	7154 BENSON ST		6.00	410.28	0.00	126.33	0.00	3.00	536.61
	2580	Vacuum Culvert Cleaning		01/24/2023	3.00	200.04	0.00	63.17	0.00		263.21

Monthly Funding Report

START DATE:

01/01/2023

END DATE:

03/31/2023

Englewood East (Non-Urban) Street and Drainage Unit

Project	WO Number	WO Description	Location	Date Worked	Labor Hours	Labor Cost	Materials Cost	Equip. Cost	Contractor Cost	Work Accomp	Total Cost
	Work Order 2580 Total		10485 EUSTON AVE, ENGLEWOOD, 34224		3.00	200.04	0.00	63.17	0.00	1.00	263.21
	3502	Vacuum Culvert Cleaning		01/24/2023	4.00	266.72	0.00	84.22	0.00		350.94
	Work Order 3502 Total		11815 CLAREMONT DR, PORT CHARLOTTE, 33981		4.00	266.72	0.00	84.22	0.00	2.00	350.94
	3619	Vacuum Culvert Cleaning		03/07/2023	10.50	731.87	0.00	109.45	0.00		841.31
	Work Order 3619 Total		7204 SUNNYBROOK BLVD, ENGLEWOOD, 34224		10.50	731.87	0.00	109.45	0.00	4.00	841.31
	3769	Vacuum Culvert Cleaning		01/23/2023	8.00	533.44	0.00	168.44	0.00		701.88
	Work Order 3769 Total		9358 FRUITLAND AVE, ENGLEWOOD, 34224		8.00	533.44	0.00	168.44	0.00	1.00	701.88
	3777	Vacuum Culvert Cleaning		02/07/2023	4.00	273.52	0.00	84.22	0.00		357.74
	Work Order 3777 Total		11997 BOOTH AVE, PORT CHARLOTTE, 33981		4.00	273.52	0.00	84.22	0.00	2.00	357.74
	4253	Vacuum Culvert Cleaning		02/08/2023	3.00	205.14	0.00	63.17	0.00		268.31
	Work Order 4253 Total		7307 SUNNYBROOK BLVD, ENGLEWOOD, 34224		3.00	205.14	0.00	63.17	0.00	1.00	268.31
	4300	Vacuum Culvert Cleaning		01/24/2023	13.00	866.84	0.00	273.71	0.00		1,140.56
	Work Order 4300 Total		11311 POPLIN AVE, ENGLEWOOD, 34224		13.00	866.84	0.00	273.71	0.00	7.00	1,140.56
	4902	Vacuum Culvert Cleaning		03/23/2023	4.00	273.52	0.00	84.22	0.00		357.74
	Work Order 4902 Total		2210 PETERBOROUGH RD, PORT CHARLOTTE, 33983		4.00	273.52	0.00	84.22	0.00	3.00	357.74

Monthly Funding Report

START DATE:

01/01/2023

END DATE:

03/31/2023

Englewood East (Non-Urban) Street and Drainage Unit

Project	WO Number	WO Description	Location	Date Worked	Labor Hours	Labor Cost	Materials Cost	Equip. Cost	Contractor Cost	Work Accomp	Total Cost
	5023	Vacuum Culvert Cleaning		02/07/2023	8.00	547.04	0.00	168.44	0.00		715.48
	Work Order 5023 Total		7298 MAGUIRE LN, ENGLEWOOD, 34224		8.00	547.04	0.00	168.44	0.00	4.00	715.48
	5064	Vacuum Culvert Cleaning		01/30/2023	2.00	136.76	0.00	42.11	0.00		178.87
	Work Order 5064 Total		9291 TACOMA AVE, ENGLEWOOD, 34224		2.00	136.76	0.00	42.11	0.00	1.00	178.87
	5187	Vacuum Culvert Cleaning		02/16/2023	6.00	410.28	0.00	126.33	0.00		536.61
	Work Order 5187 Total		7030 FANCY ST, ENGLEWOOD, 34224		6.00	410.28	0.00	126.33	0.00	3.00	536.61
	5642	Vacuum Culvert Cleaning		02/07/2023	2.00	136.76	0.00	42.11	0.00		178.87
	Work Order 5642 Total		7432 TEABERRY ST, ENGLEWOOD, 34224		2.00	136.76	0.00	42.11	0.00	1.00	178.87
	5645	Vacuum Culvert Cleaning		02/08/2023	10.00	683.80	0.00	210.55	0.00		894.35
	Work Order 5645 Total		10420 GREENWAY AVE, ENGLEWOOD, 34224		10.00	683.80	0.00	210.55	0.00	3.00	894.35
	5690	Vacuum Culvert Cleaning		02/08/2023	4.00	273.52	0.00	84.22	0.00		357.74
	Work Order 5690 Total		7090 MAMOUTH ST, ENGLEWOOD, 34224		4.00	273.52	0.00	84.22	0.00	1.00	357.74
	5703	Vacuum Culvert Cleaning		03/07/2023	4.00	272.72	0.00	46.03	0.00		318.75
	Work Order 5703 Total		9709 GULFSTREAM BLVD, ENGLEWOOD, 34224		4.00	272.72	0.00	46.03	0.00	1.00	318.75

Monthly Funding Report

START DATE:

01/01/2023

END DATE:

03/31/2023

Englewood East (Non-Urban) Street and Drainage Unit

Project	WO Number	WO Description	Location	Date Worked	Labor Hours	Labor Cost	Materials Cost	Equip. Cost	Contractor Cost	Work Accomp	Total Cost
	5853	Vacuum Culvert Cleaning		01/30/2023	6.00	410.28	0.00	126.33	0.00		536.61
	Work Order 5853 Total										
			7141 GASPARRILLA RD, PORT CHARLOTTE, 33981		6.00	410.28	0.00	126.33	0.00	3.00	536.61
	5854	Vacuum Culvert Cleaning		02/08/2023	3.00	205.14	0.00	63.17	0.00		268.31
	Work Order 5854 Total										
			7085 TUXEDO ST, ENGLEWOOD, 34224		3.00	205.14	0.00	63.17	0.00	1.00	268.31
	5883	Vacuum Culvert Cleaning		03/08/2023	4.00	273.52	0.00	84.22	0.00		357.74
	Work Order 5883 Total										
			11317 OCEANSPRAY BLVD		4.00	273.52	0.00	84.22	0.00	2.00	357.74
	5888	Vacuum Culvert Cleaning		02/16/2023	4.00	273.52	0.00	84.22	0.00		357.74
	Work Order 5888 Total										
			11177 WATERFORD AVE, ENGLEWOOD, 34224		4.00	273.52	0.00	84.22	0.00	2.00	357.74
	5890	Vacuum Culvert Cleaning		02/06/2023	12.00	822.84	0.00	140.34	0.00		963.18
	Work Order 5890 Total										
			SANDRIFT AVE & SUNNYBROOK BLVD, ENGLEWOOD, 34224		12.00	822.84	0.00	140.34	0.00	2.00	963.18
	5970	Vacuum Culvert Cleaning		03/07/2023	8.00	545.44	0.00	92.06	0.00		637.50
	Work Order 5970 Total										
			11208 WILLMINGTON BLVD		8.00	545.44	0.00	92.06	0.00	3.00	637.50
	5971	Vacuum Culvert Cleaning		03/07/2023	8.00	545.44	0.00	92.06	0.00		637.50
	Work Order 5971 Total										
			9822 GULFSTREAM BLVD		8.00	545.44	0.00	92.06	0.00	3.00	637.50
	5979	Vacuum Culvert Cleaning		02/15/2023	6.00	410.28	0.00	126.33	0.00		536.61
	Work Order 5979 Total										
			9249 CLEWISTON TER		6.00	410.28	0.00	126.33	0.00	2.00	536.61

Monthly Funding Report

START DATE:

01/01/2023

END DATE:

03/31/2023

Page 23 of 27

Englewood East (Non-Urban) Street and Drainage Unit

Project	WO Number	WO Description	Location	Date Worked	Labor Hours	Labor Cost	Materials Cost	Equip. Cost	Contractor Cost	Work Accomp	Total Cost
	5981	Vacuum Culvert Cleaning		03/07/2023	8.00	545.44	0.00	92.06	0.00		637.50
	Work Order 5981 Total		9349 GULFSTREAM BLVD, ENGLEWOOD, 34224		8.00	545.44	0.00	92.06	0.00	3.00	637.50
	5993	Vacuum Culvert Cleaning		03/08/2023	18.00	1,251.74	0.00	344.72	0.00		1,596.46
	Work Order 5993 Total		9389 OCEANSPRAY BLVD, ENGLEWOOD, 34224		18.00	1,251.74	0.00	344.72	0.00	7.00	1,596.46
	5999	Vacuum Culvert Cleaning		02/16/2023	2.00	136.76	0.00	42.11	0.00		178.87
	Work Order 5999 Total		12014 CLAREMONT DR, PORT CHARLOTTE, 33981		2.00	136.76	0.00	42.11	0.00	2.00	178.87
	6003	Vacuum Culvert Cleaning		02/16/2023	2.00	136.76	0.00	42.11	0.00		178.87
	Work Order 6003 Total		6184 KAMBACH ST		2.00	136.76	0.00	42.11	0.00	2.00	178.87
	6019	Vacuum Culvert Cleaning		02/09/2023	2.00	136.76	0.00	42.11	0.00		178.87
	Work Order 6019 Total		9445 CRUGAR TER		2.00	136.76	0.00	42.11	0.00	1.00	178.87
	6026	Vacuum Culvert Cleaning		02/09/2023	2.00	136.76	0.00	42.11	0.00		178.87
	Work Order 6026 Total		9448 EL CAMPO AVE		2.00	136.76	0.00	42.11	0.00	1.00	178.87
	6176	Vacuum Culvert Cleaning		02/15/2023	13.00	920.29	0.00	222.31	0.00		1,142.60
	Work Order 6176 Total		6226 MCKINLEY TER, ENGLEWOOD, 34224		13.00	920.29	0.00	222.31	0.00	1.00	1,142.60

Monthly Funding Report

START DATE:

01/01/2023

END DATE:

03/31/2023

Englewood East (Non-Urban) Street and Drainage Unit

Project	WO Number	WO Description	Location	Date Worked	Labor Hours	Labor Cost	Materials Cost	Equip. Cost	Contractor Cost	Work Accomp	Total Cost
	6432	Vacuum Culvert Cleaning		02/16/2023	6.00	410.28	0.00	126.33	0.00		536.61
	Work Order 6432 Total		11982 CLAREMONT DR		6.00	410.28	0.00	126.33	0.00	3.00	536.61
	6480	Vacuum Culvert Cleaning		02/21/2023	4.00	273.52	0.00	84.22	0.00		357.74
	Work Order 6480 Total		WORTHINGTON TER & WATERCREST AVE		4.00	273.52	0.00	84.22	0.00	1.00	357.74
	6513	Vacuum Culvert Cleaning		02/09/2023	2.00	136.76	0.00	42.11	0.00		178.87
	Work Order 6513 Total		7338 CASTLEBERRY TER, ENGLEWOOD, 34224		2.00	136.76	0.00	42.11	0.00	1.00	178.87
	6527	Vacuum Culvert Cleaning		02/09/2023	2.00	136.76	0.00	42.11	0.00		178.87
	Work Order 6527 Total		9104 BERENDO AVE		2.00	136.76	0.00	42.11	0.00	2.00	178.87
	6553	Vacuum Culvert Cleaning		02/22/2023	4.00	273.52	0.00	84.22	0.00		357.74
	Work Order 6553 Total		9326 CASA GRANDE AVE, ENGLEWOOD, 34224		4.00	273.52	0.00	84.22	0.00	2.00	357.74
	6760	Vacuum Culvert Cleaning		02/09/2023	4.00	273.52	0.00	84.22	0.00		357.74
	Work Order 6760 Total		7202 BURNSVILLE ST		4.00	273.52	0.00	84.22	0.00	3.00	357.74
	6945	Vacuum Culvert Cleaning		02/27/2023	14.00	978.22	0.00	260.50	0.00		1,238.72
	Work Order 6945 Total		7070 ENVIRONMENTAL WAY		14.00	978.22	0.00	260.50	0.00	3.00	1,238.72
	7470	Vacuum Culvert Cleaning		02/09/2023	3.00	205.14	0.00	63.17	0.00		268.31
	Work Order 7470 Total		6949 DENMARK ST, Englewood, 34224		3.00	205.14	0.00	63.17	0.00	3.00	268.31

Monthly Funding Report

START DATE:

01/01/2023

END DATE:

03/31/2023

Englewood East (Non-Urban) Street and Drainage Unit

Project	WO Number	WO Description	Location	Date Worked	Labor Hours	Labor Cost	Materials Cost	Equip. Cost	Contractor Cost	Work Accomp	Total Cost
	7583	Vacuum Culvert Cleaning		02/22/2023	4.00	273.52	0.00	84.22	0.00		357.74
	7583	Vacuum Culvert Cleaning		02/23/2023	5.00	352.35	0.00	88.14	0.00		440.49
	Work Order 7583 Total		7106 MAMOUTH ST, ENGLEWOOD, 34224		9.00	625.87	0.00	172.36	0.00	7.00	798.23
	8000	Vacuum Culvert Cleaning		03/06/2023	3.00	205.14	0.00	63.17	0.00		268.31
	Work Order 8000 Total		6247 LOMAX ST, ENGLEWOOD, 34224		3.00	205.14	0.00	63.17	0.00	1.00	268.31
	8248	Vacuum Culvert Cleaning		03/06/2023	6.00	410.28	0.00	126.33	0.00		536.61
	Work Order 8248 Total		7121 SUMMER ST, ENGLEWOOD, 34224		6.00	410.28	0.00	126.33	0.00	2.00	536.61
	8402	Vacuum Culvert Cleaning		01/05/2023	19.50	1,335.69	0.00	421.10	0.00		1,756.79
	Work Order 8402 Total		West County Transfer Station		19.50	1,335.69	0.00	421.10	0.00	3.00	1,756.79
	8412	Vacuum Culvert Cleaning		03/24/2023	8.00	569.92	0.00	168.44	0.00		738.36
	Work Order 8412 Total		9398 SAN BERNARDINO AVE		8.00	569.92	0.00	168.44	0.00	2.00	738.36
	8766	Vacuum Culvert Cleaning		03/21/2023	4.00	273.52	0.00	84.22	0.00		357.74
	Work Order 8766 Total		8050 ALANSON ST, PORT CHARLOTTE, 33981		4.00	273.52	0.00	84.22	0.00	2.00	357.74
	8821	Vacuum Culvert Cleaning		03/22/2023	8.00	567.94	0.00	134.17	0.00		702.11
	Work Order 8821 Total		6327 BROOKRIDGE ST, ENGLEWOOD, 34224		8.00	567.94	0.00	134.17	0.00	4.00	702.11

Monthly Funding Report

START DATE:

01/01/2023

END DATE:

03/31/2023

Project	WO Number	WO Description	Location	Date Worked	Labor Hours	Labor Cost	Materials Cost	Equip. Cost	Contractor Cost	Work Accomp	Total Cost
		Vacuum Culvert Cleaning Total			298.00	20,449.45	0.00	5,622.29	0.00	116.00	26,071.77
		Englewood East (Non-Urban) Street and Drainage Unit Total			1,662.88	115,585.92	20,774.59	23,944.15	18,925.84		179,230.55

Monthly Funding Report

START DATE:

01/01/2023

END DATE:

03/31/2023

Project	WO Number	WO Description	Location	Date Worked	Labor Hours	Labor Cost	Materials Cost	Equip. Cost	Contractor Cost	Work Accomp	Total Cost
---------	-----------	----------------	----------	-------------	-------------	------------	----------------	-------------	-----------------	-------------	------------

Grand totals for all MSBUs reported

1,662.88 115,585.92 20,774.59 23,944.15 18,925.84 179,230.55

The new Activity Reports are broken down by maintenance activity and then by work order number. You will see a total cost per work order and then a total cost by activity before the report transitions to the next activity. Please be advised that the total per maintenance activity is for the work above the total, not below as shown with the blue & yellow section below.

Project	WO Number	WO Description	Location	Date Worked	Labor Hours	Labor Cost	Materials Cost	Equip. Cost	Contractor Cost	Work Accomp	Total Cost
	7992	Camera/Video		03/07/2023	1.50	109.41	0.00	5.88	0.00	0.00	115.29
	Work Order 7992 Total										
			219 ANTILLA DR, Rotonda West, 33947		1.50	109.41	0.00	5.88	0.00	1.00	115.29
		Camera/Video Total			1.50	109.41	0.00	5.88	0.00	1.00	115.29
	7994	Concrete Catch Basin Repair		03/28/2023	2.00	145.88	0.00	9.34	0.00	0.00	155.22
	7994	Concrete Catch Basin Repair		03/29/2023	12.50	879.71	440.00	24.19	0.00	0.00	1,343.90
	Work Order 7994 Total										
			219 ANTILLA DR		14.50	1,025.59	440.00	33.53	0.00	1.00	1,499.12
	8259	Concrete Catch Basin Repair		02/28/2023	6.00	407.88	319.20	35.40	0.00	0.00	762.48
	Work Order 8259 Total										
			177 WRIGHT DR, Rotonda West, 33947		6.00	407.88	319.20	35.40	0.00	1.00	762.48
	Concrete Catch Basin Repair Total										
					20.50	1,433.47	759.20	68.93	0.00	2.00	2,261.60
	8304	Contracted Work - Inspection		03/01/2023	0.01	0.55	0.00	0.03	0.00	0.00	0.58
	Work Order 8304 Total										
			SAN CASA DR, ENGLEWOOD, 34224		0.01	0.55	0.00	0.03	0.00	7.50	0.58
#22-530 Safety Mowing - West County	Contracted Work - Inspection Total										
					0.01	0.55	0.00	0.03	0.00	7.50	0.58

Data for work order 7994 - 219 Antilla Drive

Data for work order 8259 - 177 Wright Drive

Total for Catch Basin Repair maintenance activity

Start of next maintenance activity



Charlotte County Public Works-Transportation Engineering
410 Taylor Street

Count Name: Prospect Ave
Site Code: Prospect Ave
Start Date: 05/30/2023
Page No: 1

Punta Gorda, Florida, United States. 33950
941-575-3668 ravi.kamarajugadda@charlottecountyfl.gov

Direction (Southbound)

Start Time	Motorcycles	Cars & Light Goods	Buses	Single-Unit Trucks	Articulated Trucks	Total
1:00 PM	0	10	0	1	0	11
1:15 PM	0	12	0	0	0	12
1:30 PM	0	13	0	0	0	13
1:45 PM	0	5	0	0	0	5
2:00 PM	0	9	0	0	0	9
2:15 PM	0	6	0	0	0	6
2:30 PM	0	14	0	0	0	14
2:45 PM	0	15	0	1	0	16
3:00 PM	0	17	0	0	0	17
3:15 PM	0	14	0	0	0	14
3:30 PM	0	13	0	0	0	13
3:45 PM	0	16	0	2	0	18
4:00 PM	0	19	0	2	0	21
4:15 PM	1	20	0	1	0	22
4:30 PM	0	25	0	0	0	25
4:45 PM	0	26	1	1	0	28
5:00 PM	2	20	0	1	0	23
5:15 PM	0	33	0	0	0	33
5:30 PM	0	19	0	0	0	19
5:45 PM	0	27	0	0	0	27
6:00 AM	0	1	0	0	0	1
6:15 AM	0	2	0	1	0	3
6:30 AM	0	1	0	0	0	1
6:45 AM	0	2	0	0	0	2
7:00 AM	0	3	0	0	0	3
7:15 AM	0	2	0	1	0	3
7:30 AM	0	6	0	0	0	6
7:45 AM	0	6	0	0	0	6
8:00 AM	0	5	0	1	0	6
8:15 AM	0	4	0	0	0	4
8:30 AM	0	5	0	1	0	6
8:45 AM	0	14	0	1	0	15
9:00 AM	0	3	0	1	0	4
9:15 AM	0	5	0	0	0	5
9:30 AM	0	6	0	1	0	7
9:45 AM	0	6	0	1	0	7
10:00 AM	0	8	0	1	0	9
10:15 AM	0	2	0	0	0	2
10:30 AM	0	2	0	0	0	2



Charlotte County Public Works-Transportation Engineering
410 Taylor Street

Count Name: Prospect Ave
Site Code: Prospect Ave
Start Date: 05/30/2023
Page No: 3

Punta Gorda, Florida, United States 33950
941-575-3668 ravi.kamarajugadda@charlottecountyfl.gov

Direction (Northbound)

Start Time	Motorcycles	Cars & Light Goods	Buses	Single-Unit Trucks	Articulated Trucks	Total
1:00 PM	0	8	0	0	0	8
1:15 PM	0	6	0	0	0	6
1:30 PM	0	9	0	0	0	9
1:45 PM	0	6	0	0	0	6
2:00 PM	0	8	0	1	0	9
2:15 PM	0	9	0	0	0	9
2:30 PM	0	7	0	1	0	8
2:45 PM	0	13	0	2	0	15
3:00 PM	0	6	0	2	0	8
3:15 PM	0	9	1	2	0	12
3:30 PM	0	5	0	2	1	8
3:45 PM	0	8	1	1	0	10
4:00 PM	0	14	1	1	1	17
4:15 PM	0	9	0	0	0	9
4:30 PM	0	7	1	0	0	8
4:45 PM	0	15	0	0	0	15
5:00 PM	0	9	0	0	0	9
5:15 PM	0	5	0	1	0	6
5:30 PM	0	18	0	2	0	20
5:45 PM	0	6	0	0	0	6
6:00 AM	0	22	0	0	0	22
6:15 AM	0	15	0	0	0	15
6:30 AM	0	22	0	1	0	23
6:45 AM	1	22	0	1	0	24
7:00 AM	0	12	0	2	0	14
7:15 AM	0	23	1	1	0	25
7:30 AM	0	21	0	2	1	24
7:45 AM	0	10	1	2	0	13
8:00 AM	0	18	0	2	0	20
8:15 AM	0	13	2	1	0	16
8:30 AM	0	16	0	3	0	19
8:45 AM	0	18	1	0	0	19
9:00 AM	0	18	0	1	1	20
9:15 AM	0	13	0	0	0	13
9:30 AM	0	11	0	0	0	11
9:45 AM	0	8	0	0	0	8
10:00 AM	0	15	0	1	0	16
10:15 AM	0	13	0	1	0	14
10:30 AM	0	11	0	0	0	11

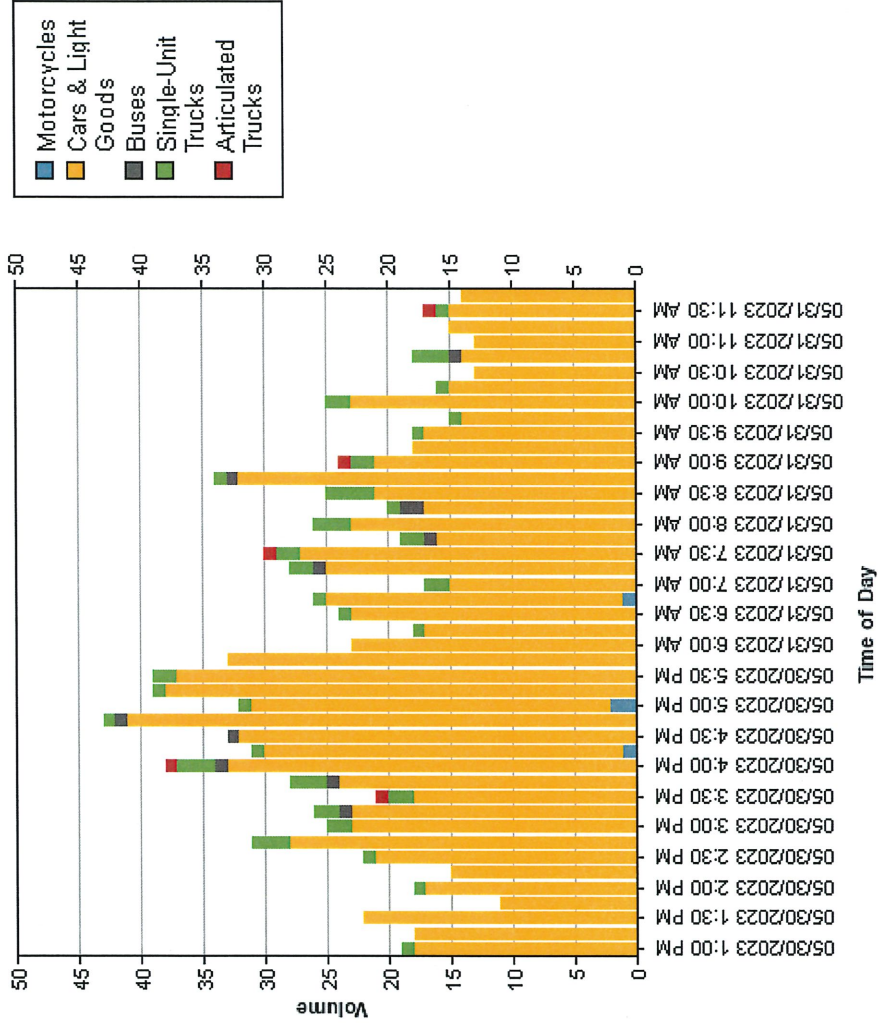
10:45 AM	0	7	1	2	0	10
11:00 AM	0	10	0	0	0	10
11:15 AM	0	9	0	0	0	9
11:30 AM	0	9	0	0	1	10
11:45 AM	0	6	0	0	0	6
Total	1	519	10	35	5	570
Total %	0.2	91.1	1.8	6.1	0.9	100.0
AM Times	6:00 AM	8:00 AM	7:30 AM	7:45 AM	6:45 AM	8:00 AM
AM Peaks	1	65	3	8	1	74
PM Times	4:15 PM	4:45 PM	3:15 PM	3:15 PM	3:15 PM	4:45 PM
PM Peaks	0	47	3	6	2	50



Charlotte County Public Works-Transportation Engineering
410 Taylor Street

Punta Gorda, Florida, United States 33950
941-575-3668 ravi.kamarajugadda@charlottecountyfl.gov

Count Name: Prospect Ave
Site Code: Prospect Ave
Start Date: 05/30/2023
Page No: 5





Charlotte County Public Works-Transportation Engineering
410 Taylor Street

Count Name: Prospect Ave
Site Code: Prospect Ave
Start Date: 05/30/2023
Page No: 1

Punta Gorda, Florida, United States 33950
941-575-3668 ravi.kamarajugadda@charlottecountyfl.gov

Direction (Westbound)

Start Time	Motorcycles	Cars & Light Goods	Buses	Single-Unit Trucks	Articulated Trucks	Total
1:00 PM	0	11	0	0	0	11
1:15 PM	0	15	0	0	0	15
1:30 PM	0	12	0	0	0	12
1:45 PM	0	18	0	0	0	18
2:00 PM	0	14	0	1	0	15
2:15 PM	0	18	0	1	1	20
2:30 PM	0	14	0	0	0	14
2:45 PM	0	14	0	0	1	15
3:00 PM	0	10	0	0	0	10
3:15 PM	0	12	0	2	0	14
3:30 PM	0	11	0	0	0	11
3:45 PM	0	16	0	1	0	17
4:00 PM	0	17	0	1	0	18
4:15 PM	0	15	0	0	0	15
4:30 PM	0	21	0	0	0	21
4:45 PM	0	25	0	0	0	25
5:00 PM	0	12	0	0	0	12
5:15 PM	0	14	0	0	0	14
5:30 PM	0	24	0	1	0	25
5:45 PM	0	11	0	1	0	12
6:00 AM	0	29	0	1	0	30
6:15 AM	0	23	0	0	0	23
6:30 AM	0	29	0	1	0	30
6:45 AM	1	32	0	0	0	33
7:00 AM	0	24	0	0	0	24
7:15 AM	1	39	0	1	0	41
7:30 AM	0	41	0	0	0	41
7:45 AM	0	24	0	2	0	26
8:00 AM	0	22	0	2	0	24
8:15 AM	0	30	0	0	0	30
8:30 AM	0	35	0	0	0	35
8:45 AM	0	28	0	1	0	29
9:00 AM	0	26	0	1	0	27
9:15 AM	0	20	0	0	0	20
9:30 AM	0	18	0	0	0	18
9:45 AM	1	18	0	0	0	19
10:00 AM	0	25	0	0	0	25
10:15 AM	0	26	0	1	0	27
10:30 AM	0	17	0	0	0	17

10:45 AM	0	0	12	0	1	0	13
11:00 AM	0	0	17	0	1	0	18
11:15 AM	0	0	14	0	0	0	14
11:30 AM	0	0	14	0	0	0	14
11:45 AM	0	0	22	0	1	0	23
Total	3	889	889	0	21	2	915
Total %	0.3	97.2	0.0	0.0	2.3	0.2	100.0
AM Times	6:30 AM	8:00 AM	6:00 AM	6:00 AM	7:15 AM	6:00 AM	8:00 AM
AM Peaks	2	115	0	0	5	0	118
PM Times	4:15 PM	4:45 PM	1:00 PM	1:00 PM	2:00 PM	2:00 PM	4:45 PM
PM Peaks	0	75	0	0	2	2	76



Charlotte County Public Works-Transportation Engineering
410 Taylor Street

Count Name: Prospect Ave
Site Code: Prospect Ave
Start Date: 05/30/2023
Page No: 3

Punta Gorda, Florida, United States 33950
941-575-3668 ravi.kamarajugadda@charlottecountyfl.gov

Direction (Eastbound)

Start Time	Motocycles	Cars & Light Goods	Buses	Single-Unit Trucks	Articulated Trucks	Total
1:00 PM	0	15	0	2	0	17
1:15 PM	0	15	0	1	0	16
1:30 PM	0	17	0	0	0	17
1:45 PM	0	13	0	0	0	13
2:00 PM	0	14	0	2	0	16
2:15 PM	0	14	0	0	0	14
2:30 PM	0	22	0	2	0	24
2:45 PM	0	26	0	2	0	28
3:00 PM	0	23	0	0	0	23
3:15 PM	1	17	0	0	0	18
3:30 PM	0	27	0	0	0	27
3:45 PM	0	25	0	1	0	26
4:00 PM	0	32	0	2	0	34
4:15 PM	0	40	0	0	0	40
4:30 PM	0	39	0	1	0	40
4:45 PM	0	39	0	3	0	42
5:00 PM	2	35	0	1	0	38
5:15 PM	0	42	0	1	0	43
5:30 PM	0	39	0	1	0	40
5:45 PM	0	40	0	1	0	41
6:00 AM	0	1	0	0	0	1
6:15 AM	0	3	0	1	0	4
6:30 AM	0	2	0	1	0	3
6:45 AM	0	1	0	1	0	2
7:00 AM	0	5	0	0	0	5
7:15 AM	0	5	0	1	0	6
7:30 AM	0	8	0	0	0	8
7:45 AM	0	10	0	1	0	11
8:00 AM	0	8	0	1	0	9
8:15 AM	0	13	0	0	0	13
8:30 AM	0	9	0	1	0	10
8:45 AM	0	18	0	1	0	19
9:00 AM	0	1	0	0	0	1
9:15 AM	0	14	0	2	0	16
9:30 AM	0	11	0	0	0	11
9:45 AM	0	11	0	0	0	11
10:00 AM	0	12	0	0	0	12
10:15 AM	0	9	0	1	0	10
10:30 AM	0	6	0	0	0	6

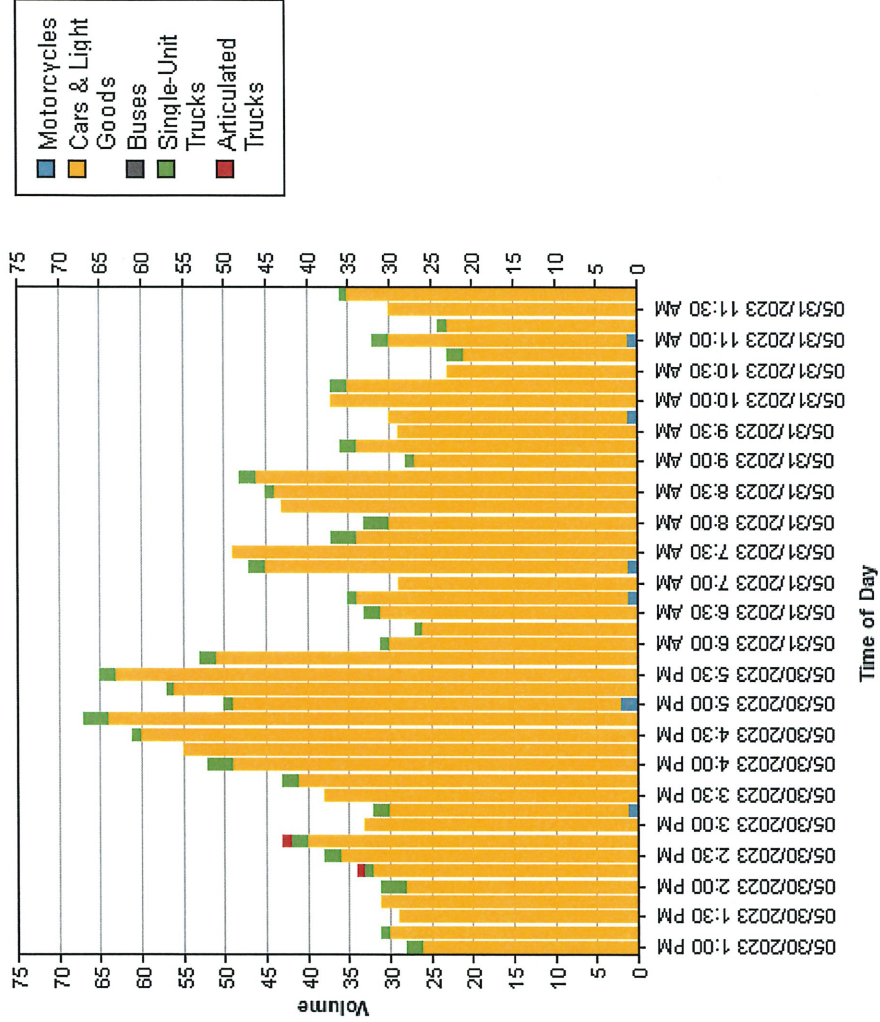
10:45 AM	0	0	9	0	1	0	10
11:00 AM	1	12	0	0	1	0	14
11:15 AM	0	9	0	0	1	0	10
11:30 AM	0	16	0	0	0	0	16
11:45 AM	0	13	0	0	0	0	13
Total	4	740	0	0	34	0	778
Total %	0.5	95.1	0.0	0.0	4.4	0.0	100.0
AM Times	6:30 AM	8:00 AM	6:00 AM	7:15 AM	6:00 AM	8:00 AM	8:00 AM
AM Peaks	0	48	0	3	0	0	51
PM Times	4:15 PM	4:45 PM	1:00 PM	2:00 PM	2:00 PM	2:00 PM	4:45 PM
PM Peaks	2	155	0	6	0	0	163



Charlotte County Public Works-Transportation Engineering
410 Taylor Street

Punta Gorda, Florida, United States 33950
941-575-3668 ravi.kamarajugadda@charlottecountyfl.gov

Count Name: Prospect Ave
Site Code: Prospect Ave
Start Date: 05/30/2023
Page No: 5



REPORT_NUMBER	CRASH_YEAR	CRASH_DATE_AND_TIME	TOTAL_NUMBER_OF_VEHICLES	COUNTY_NAME	ON_STREET_ROAD_HIGHWAY	DIRECTION_FROM_INTERSECTION	FROM_INTERSECTION_OF	LIGHT_CONDITION	WEATHER_CONDITION	ROAD_SURFACE_CONDITION	FIRST_HARMFUL_EVENT	S4_CRASH_TYPE
2454028	2021	7/24/2021 9:09	1	Charlotte	PROSPECT AVE	West	BIRCHWOOD ST	Daylight	Cloudy	Dry	Mailbox	Off Road
2454073	2021	7/29/2021 15:15	1	Charlotte	PROSPECT AVE	West	BIRCHWOOD ST	Daylight	Clear	Dry	Mailbox	Off Road
2454074	2021	7/29/2021 15:15	1	Charlotte	PROSPECT AVE	East	BIRCHWOOD ST	Daylight	Clear	Dry	Mailbox	Off Road
24545189	2021	10/29/2021 17:17	2	Charlotte	PROSPECT AVE	East	PENWELL ST	Daylight	Clear	Dry	Motor Vehicle In Transport	Rear End
24546881	2022	2/12/2022 22:00	1	Charlotte	PROSPECT AVE	West	SPINNAKER BLVD	Dark - Unknown Lighting	Other	Unknown	Mailbox	Off Road
24547455	2022	4/19/2022 22:00	1	Charlotte	PROSPECT AVE	West	SPINNAKER BLVD	Dark - Lighted	Clear	Dry	Mailbox	Off Road