

**MINUTES**  
**PLACIDA AREA STREET & DRAINAGE**  
**MUNICIPAL SERVICE BENEFIT UNIT (MSBU)**

**ADVISORY BOARD REGULAR MEETING**  
**WEDNESDAY, NOVEMBER 8, 2023**

**1:18 p.m. – 2:14 p.m.**

**Mac V. Horton, West County Annex, Room 120**  
**6868 San Casa Drive, Englewood, Florida**

**Members Present:** Jim Zwetzig, Chair  
Art Hanson, Vice Chair  
Bob Howell  
William Smith

**Members Absent:** None

**County Staff:** Kellie Stewart, Community Liaison

**Guests:** None

**Call to Order / Roll Call:**

The meeting was called to order at 1:18 p.m. A roll call was taken, and a quorum was present.

**Agenda / Motion to Approve Changes:**

None

**Citizen Input on Agenda Items (3 Minute Limit):**

None

**Approval of Minutes:**

The minutes from April 12, 2023, were unanimously approved as written.

**Unfinished Business:**

- a) Bridge Maintenance Plan: Ms. Stewart informed that the bridge rehabilitation project was finalized in October, and upcoming warranty walk-throughs are scheduled at six-month and nine-month intervals. Subsequent discussion took place.
- b) Maintenance of Streets and Drainage: Mr. Hanson inquired about the tree removal on Gaspar Drive. Ms. Stewart shared information about the removal of curbing near Publix and presented traffic data for Gasparilla Pines Boulevard, indicating no issues with speeding. She suggested reaching out to the Charlotte County Sheriff's Office (CCSO) for enforcement requests. The Advisory Board also addressed concerns about overgrown brush on Placida Road near Coral Cove Way and discussed the Fiscal Year (FY) 2025 paving program.

**New Business:**

- a) Financial Reports: The FY 2024 adopted FY 2025 approved budget, FY 2023 quarter one, two, three, and four activity maintenance and actual expenditure reports were all provided for review. Discussion ensued regarding reserves and the reserve policy.

**Citizen Input on MSBU Items (3 Minute Limit):**

None

**Advisory Board Open Discussion:**

Ms. Stewart presented two letters related to the Gasparilla Pines Boulevard multi-use pathway project. The initial correspondence came from Mary Dalton, who resides at 6600 Gasparilla Pines Boulevard, and the second from Jim Pierce, a resident of Wildflower Village at 6796 Gasparilla Pines Boulevard. In response, the Advisory Board requested Ms. Stewart to respond to the citizens, providing the traffic study data and informing them that the project remains on the list for FY 2026. Discussion also took place regarding the open Placida Area Street & Drainage MSBU Advisory Board vacancy and the Cape Haze Wastewater Expansion, which is not in the purview of this MSBU.


**Schedule Meetings / Items for Next Agenda:**

Mr. Smith motioned to approve the 2024 meeting dates, with the amendment to cancel the tentative August date. It was seconded and unanimously approved. Future meetings are scheduled at 1:30 p.m. in the West County Annex Conference Room 120 as follows:

- Wednesday, February 21, 2024
- Wednesday, May 1, 2024
- Wednesday, November 20, 2024

The meeting adjourned at 2:14 p.m.

Submitted by Kellie Stewart  
Public Works Department

  
Chair Signature

  
Date



**AGENDA**  
**PLACIDA AREA STREET & DRAINAGE**  
**MUNICIPAL SERVICE BENEFIT UNIT (MSBU)**

**ADVISORY BOARD REGULAR MEETING**  
**WEDNESDAY, NOVEMBER 8, 2023**

**1:30 p.m., Mac V. Horton, West County Annex, Room 120**  
**6868 San Casa Dr., Englewood, Florida**

**BOARD MEMBERS:** Jim Zwetzig, Chair  
Arthur Hanson, Vice Chair  
Bob Howell  
William Smith  
Vacant

**COUNTY STAFF:** Kellie Stewart, Community Liaison  
Karlene McDonald, Operations Supervisor

**PURPOSE:** Regular Meeting

1. Call to Order / Roll Call
2. Changes to the Agenda
3. Citizen Input on Agenda Items (3 Minute Limit)
4. Approval of Minutes: April 12, 2023
5. Unfinished Business
  - a. Bridge Maintenance Plan
  - b. Maintenance of Streets and Drainage
6. New Business
  - a. Financial Reports
7. Citizen Input on MSBU Items (3 Minute Limit)
8. Advisory Board Open Discussion
9. Meeting Schedule / Items for Next Agenda
10. Motion to Adjourn

**MINUTES  
PLACIDA AREA STREET & DRAINAGE  
MUNICIPAL SERVICE BENEFIT UNIT (MSBU)**

**ADVISORY BOARD REGULAR MEETING  
WEDNESDAY, APRIL 12, 2023**

**1:30 pm – 3:38 pm**

**Mac V. Horton, West County Annex, Room 120  
6868 San Casa Drive, Englewood, Florida**

**Members Present:** Jim Zwetzig, Chair  
Arthur Hanson, Vice Chair  
Tom Rice  
Thomas Rice  
Bob Howell

**Members Absent:** None

**County Staff:** Kimberly Kelley, Community Liaison  
Robert Fakhri, Transportation Engineer  
Ray Slade, Project Manager  
Jeff Litherland, Project Engineer

**Guests:** Sign-in sheet attached

**Call to Order / Roll Call:**

The meeting was called to order at 1:30 p.m. A roll call was taken, and a quorum was present.

**Agenda / Motion to Approve Changes:**

None

**Traffic Safety- Transportation Engineer:** Mr. Fakhri reviewed the recent data collected on Cape Haze Drive which indicated the average speed was 33 miles per hour (mph) and he recommends double solid yellow lines to be placed in specific areas. He addressed the crosswalk request in the Winward Community and removal of the curbing near the gas station on Placida Road.

**Citizen Input on Agenda Items Only (3 Minute Limit):**

- Charlie Laurie recommended additional signage as the sidewalk is close to the road and noted orange cones are effective.
- Rex Holdback asked what equipment was used to collect speed data.
- Roseann Nikolic pointed out an edge of pavement repair needed near the entrance at Placida Harbor Club.
- David Hunter expressed the community concern of the Australian pines along Gaspar Drive, noting a fire hazard and safety during the recent hurricane; he asked the MSBU to consider expending funds for trees to be removed. He also mentioned their community providing a buffer.
- Dr. Jim Wilson explained the original letter from the law firm requesting the trees to be removed and the legal obligation to remove the Australian pines. He mentioned that county staff and now the Advisory Board have been informed and to help foreseeable hazards, he requested the Advisory Board to recommend expending the funds to remove the trees on Gaspar Drive.
- Jim Pierce explained the need for a sidewalk on Gasparilla Pines Boulevard.

**Approval of Minutes:**

The minutes from February 1, 2023, were unanimously approved as submitted.

**Unfinished Business:**

- a) Bridge Maintenance Plan: Mr. Litherland provided an update on the bridge rehabilitation noting the slopes would need to be replaced, removal of vegetation and no road closure; anticipating the work to begin in June.
- b) Sidewalk Project/Gasparilla Pines: Mr. Slade stated the design is at ninety percent, indicating the sidewalk to be placed on the northside of Gasparilla Pines Boulevard, the increased cost and reviewed cost options of construction. Ms. Kelley provided fiscal scenarios indicating a rate increase would be needed to continue with construction of the sidewalk.
- c) Maintenance of Streets and Drainage: The Advisory Board discussed the Australian pines and invoice; Mr. Howell motioned to move forward with removing the Australian pines with a cost not to exceed \$125,400, there was no second and the motion failed. Mr. Rice indicated a conflict of interest, and he would need to abstain from voting on the Australian pines. Mr. Smith recommended prioritizing projects: paving, bridge, trees and then sidewalks, fulfilling their fiscal responsibility to the MSBU. After continued discussion, Mr. Howell motioned to remove the Australian pines with a cost not to exceed \$120,384, seconded by Mr. Smith and unanimously approved, 4:0.

**New Business:**

- a) Financial Reports: The preliminary fiscal year (FY) 24/25 budget reports and assessment rate scenarios were provided for review. The Advisory Board discussed increasing the assessment rate versus the current economical anguish of increased costs since the pandemic and hurricane events. Mr. Rice motioned to approve the FY24/25 budget, extending the sidewalk construction to possibly FY26 and not in favor of increasing the assessment rate, seconded by Mr. Smith and the motion passed, 4:1.

**Citizen Input on MSBU Items (3 Minute Limit):**

- Jim Pierce conveyed the safety need for the sidewalk as there are many elderly and handicapped residents and recommended other options for construction location.

**Advisory Board Open Discussion:**

Mr. Rice conveyed he will be relocating to another state, and this would be his last meeting; His expertise, time served, and knowledge was recognized, and his absence will be known.

**Schedule Meetings / Items for Next Agenda:**

Future meetings are scheduled at 1:30 p.m. in the West County Annex conference room as follows:

- Wednesday, August 16, 2023
- Wednesday, November 8, 2023

Submitted by Kimberly Kelley  
Public Works Department

\_\_\_\_\_  
Chair Signature

\_\_\_\_\_  
Date

# Placida Area Street and Drainage MSBU

## 2 Year Budget FY2024 & FY2025

### Estimated ERU's and Cost per ERU

	FY2024	FY2025
<b>Vacant</b>		
<i>Estimated ERU's</i>	528.020	528.020
<i>Cost per ERU</i>	\$ 235.15	\$ 235.15
<b>Occupied</b>		
<i>Estimated ERU's</i>	1,589.710	1,589.710
<i>Cost per ERU</i>	\$ 235.15	\$ 235.15
<b>Current FY23 Rate</b>	<b>\$ 235.15</b>	
<b>Current Maximum Rate</b>	<b>\$ 235.33</b>	

	Adopted Budget FY2024	Approved Budget FY2025
<b>Beginning Balance</b>	\$ 1,672,392	\$ 1,243,418
<b><u>Revenues</u></b>		
<b>Assessments &amp; Earnings</b>		
<i>Assessments</i>	497,985	497,985
<i>Interest</i>	5,854	4,352
<i>Less 5% Reserve - FS 129.01(2)b</i>	(25,192)	(25,117)
<b>Grant &amp; Subsidy Revenue</b>		
<i>State Grant</i>	-	-
<b>Loans &amp; Borrowing</b>		
<i>Debt Proceeds</i>	-	3,523,000
<b>Total Revenue</b>	<b>\$ 478,647</b>	<b>\$ 4,000,220</b>
<b><u>Expenditures</u></b>		
<b>Contract Services</b>		
<i>Engineering</i>	-	-
<i>Other Contractual Svcs</i>	-	-
<i>Concrete Flatwork</i>	10,000	10,000
<i>Drainage</i>	-	-
<i>Street Sweeping</i>	695	716
<i>Installed Sod</i>	-	-
<i>Paving</i>	-	-
<b>Contract Services; other</b>		
<i>Pipe Lining</i>	300,000	200,000
<i>Right of Way Maint</i>	15,000	15,450
<i>ROW Reclamation</i>	-	-
<i>Specialty Mowing</i>	38,692	39,853

	<b>Adopted Budget FY2024</b>	<b>Approved Budget FY2025</b>
<b>Public Works Services</b>		
<i>Equip Repl Charges-PubWrks</i>	19,128	17,423
<i>Operating Exp-PubWrks</i>	123,239	110,655
<i>Road &amp; Bridge Materials</i>	46,260	37,484
<i>Sign Materials</i>	2,976	3,112
<b>Internal Charges</b>		
<i>Central/Indirect Svcs</i>	4,829	5,070
<b>Purchased Services</b>		
<i>Personal Svcs-InterDept</i>	-	-
<i>Postage</i>	-	-
<i>Utility Service-Electricity</i>	-	-
<i>Advertising-Legal</i>	-	-
<i>Fees-Landfill</i>	5,000	5,000
<i>Collection Fee-Tax Collector</i>	9,960	9,960
<b>Materials and Supplies</b>		
<b>Capital Outlay</b>		
<i>Imprv-Other Than Bldgs</i>	-	-
<b>Debt Services</b>		
<i>Principal</i>	-	-
<i>Interest</i>	-	140,931
<i>Other Debt Service Costs</i>	-	-
<b>Project Costs</b>		
<b><i>Gasparilla Pines Sidewalk</i></b>		
<i>Engineering</i>	28,152	-
<i>Construction</i>	-	-
<i>Labor</i>	2,000	-
<b><i>Placida Paving FY25</i></b>		
<i>Paving</i>	-	3,800,000
<i>Rejuvenation</i>	-	-
<i>Labor</i>	-	76,000
<b><i>Placida Bridge Maint. Plan</i></b>		
<i>Engineering</i>	16,265	-
<i>Construction</i>	281,000	-
<i>Labor</i>	4,425	-
<b>Total Expenditures</b>	907,621	4,471,654
<b>Reserves (Ending Fund Balance)</b>	\$ 1,243,418	\$ 771,984
<i>Reserve %</i>	57.8%	14.7%

Version Date 9/20/2023



**FY2024 Capital Improvements Budget / FY 2024 - FY 2029 Project Detail** Project No. c412210

<b>GENERAL PROJECT DATA:</b>	Status	(Y/N)	FY24	FY25	FY26	FY27	FY28	FY29
Project Title:	In Progress	Does project add new capacity?	1	2	3	4	1	2
Functional Area:	Placida Gasparilla Pines Sidewalk	Is project required to maintain level of service:	3	4	1	2	3	4
Department:	Pedestrian Mobility	- Within 5 years? List project in CIE	4	1	2	3	4	1
Location:	Placida MSBU	- From 6 to 10 years? Monitor Annually	1	2	3	4	1	2

**PROJECT DESCRIPTION:**  
 1) Sidewalk Design of a sidewalk along Gasparilla Pines.  
 2) Construction of a sidewalk along Gasparilla Pines

**PROJECT RATIONALE (Include Additional LOS Detail, if necessary):**  
 The project has been requested by citizens within the Placida MSBU.

<b>PROJECT NEED CRITERIA</b>	<b>PROJECT SCHEDULE</b>
Safety	Design/Arch
Mandate	Land/ROW
Replace	Construct
Growth	Equipment

**REPLACEMENT COUNTY PROPERTY NO.:**

**OPERATING BUDGET IMPACT:**  
 Mowing and edging of sidewalk will be funded by the MSBU.

<b>Prior Actual</b>	<b>Est FY23</b>	<b>Calc. for FY24</b>	<b>Orig. Est c/o FY24</b>	<b>New \$ to FY24</b>	<b>FY24</b>	<b>FY25</b>	<b>FY26</b>	<b>FY27</b>	<b>FY28</b>	<b>FY29</b>	<b>FUTURE</b>	<b>Total</b>
---------------------	-----------------	-----------------------	---------------------------	-----------------------	-------------	-------------	-------------	-------------	-------------	-------------	---------------	--------------

Design/Arch/Eng	57	31	28	28	28							117
Land (or ROW)			611	-611			955					955
Construction	6	2	28	-26	2		35					45
Internal Costs												
Equipment												
Interest												
Other Fees & Costs												
<b>Total Project Cost</b>	<b>63</b>	<b>33</b>	<b>667</b>	<b>-637</b>	<b>30</b>		<b>990</b>					<b>1,117</b>

<b>MSBU/TU Assessments</b>	<b>63</b>	<b>33</b>	<b>667</b>	<b>-637</b>	<b>30</b>		<b>990</b>					<b>1,117</b>
----------------------------	-----------	-----------	------------	-------------	-----------	--	------------	--	--	--	--	--------------

<b>Total Funding</b>	<b>63</b>	<b>33</b>	<b>667</b>	<b>-637</b>	<b>30</b>		<b>990</b>					<b>1,117</b>
----------------------	-----------	-----------	------------	-------------	-----------	--	------------	--	--	--	--	--------------

<b>Total Loan Repayment</b>												
-----------------------------	--	--	--	--	--	--	--	--	--	--	--	--

<b>Personal Svc.</b>												
----------------------	--	--	--	--	--	--	--	--	--	--	--	--

<b>Non-personal Capital</b>												
-----------------------------	--	--	--	--	--	--	--	--	--	--	--	--

<b>Total Operating</b>												
------------------------	--	--	--	--	--	--	--	--	--	--	--	--

<b>ANNUAL OPERATING BUDGET IMPACT (000'S)</b>												
---	--	--	--	--	--	--	--	--	--	--	--	--

<b>ANNUAL OPERATING BUDGET IMPACT (000'S)</b>												
---	--	--	--	--	--	--	--	--	--	--	--	--

<b>ANNUAL OPERATING BUDGET IMPACT (000'S)</b>												
---	--	--	--	--	--	--	--	--	--	--	--	--

<b>ANNUAL OPERATING BUDGET IMPACT (000'S)</b>												
---	--	--	--	--	--	--	--	--	--	--	--	--

<b>ANNUAL OPERATING BUDGET IMPACT (000'S)</b>												
---	--	--	--	--	--	--	--	--	--	--	--	--

<b>ANNUAL OPERATING BUDGET IMPACT (000'S)</b>												
---	--	--	--	--	--	--	--	--	--	--	--	--

<b>ANNUAL OPERATING BUDGET IMPACT (000'S)</b>												
---	--	--	--	--	--	--	--	--	--	--	--	--

<b>ANNUAL OPERATING BUDGET IMPACT (000'S)</b>												
---	--	--	--	--	--	--	--	--	--	--	--	--

<b>ANNUAL OPERATING BUDGET IMPACT (000'S)</b>												
---	--	--	--	--	--	--	--	--	--	--	--	--

<b>ANNUAL OPERATING BUDGET IMPACT (000'S)</b>												
---	--	--	--	--	--	--	--	--	--	--	--	--

<b>ANNUAL OPERATING BUDGET IMPACT (000'S)</b>												
---	--	--	--	--	--	--	--	--	--	--	--	--

<b>ANNUAL OPERATING BUDGET IMPACT (000'S)</b>												
---	--	--	--	--	--	--	--	--	--	--	--	--

<b>ANNUAL OPERATING BUDGET IMPACT (000'S)</b>												
---	--	--	--	--	--	--	--	--	--	--	--	--

<b>ANNUAL OPERATING BUDGET IMPACT (000'S)</b>												
---	--	--	--	--	--	--	--	--	--	--	--	--

<b>ANNUAL OPERATING BUDGET IMPACT (000'S)</b>												
---	--	--	--	--	--	--	--	--	--	--	--	--

<b>ANNUAL OPERATING BUDGET IMPACT (000'S)</b>												
---	--	--	--	--	--	--	--	--	--	--	--	--

<b>ANNUAL OPERATING BUDGET IMPACT (000'S)</b>												
---	--	--	--	--	--	--	--	--	--	--	--	--

<b>ANNUAL OPERATING BUDGET IMPACT (000'S)</b>												
---	--	--	--	--	--	--	--	--	--	--	--	--

<b>ANNUAL OPERATING BUDGET IMPACT (000'S)</b>												
---	--	--	--	--	--	--	--	--	--	--	--	--



Capital Maintenance Schedule  
 Public Works - MSBU/TU Road Paving  
 2024-2025

Project Name	2024	2025	2026	2027	2028	2029	TOTAL
Burnt Store Village/Woodland Estates	233	8	7	6	5	5	263
Englewood East Paving and Mnt Program	0	8,962	890	262	247	230	10,591
Gardens of Gulf Cove Paving Program	0	0	2,236	232	84	79	2,632
Greater Port Charlotte Road Paving Program	4,456	4,607	4,151	4,151	4,151	4,151	25,669
Grove City Paving Program	0	0	5,074	645	164	156	6,039
Lemon Bay Paving and Maintenance Program	6,469	711	206	189	171	152	7,898
Pirate Harbor Paving Program	1,207	42	40	38	35	32	1,395
Placida Paving and Maintenance Program	0	4,017	478	127	119	111	4,851
Punta Gorda Non Urban Paving Program	443	30	15	10	5	0	503
Rotonda Meadows and Villas Paving and Mnt Program	0	0	5,303	231	646	205	6,385
Rotonda West Paving Program	0	17,724	1,933	800	755	707	21,919
South Burnt Store Paving	4,798	406	53	36	19	0	5,312
South Gulf Cove Paving Program Ph 2 and 3	0	0	9,104	10,146	664	0	19,914
Tropical Gulf Acres Paving and Mnt Program	0	0	1,020	306	0	0	1,326
<b>TOTAL</b>	<b>17,606</b>	<b>36,508</b>	<b>30,510</b>	<b>17,179</b>	<b>7,066</b>	<b>5,830</b>	<b>114,697</b>

Charlotte County

Capital Maintenance Schedule  
 Public Works MSBU Paving  
 Long Range Plan 2024-2025

	Year Last Paved	Cost Last Paved	Total Mileage for MSBU	Today's cost per mile (on average)	2023 Updated Cost for Asphalt	Cost/20yrs	Cost per unit per yr	Unit	Next Paving Year
Boca Grande St/Dr - Maint	2010	234,691	2.90	155,000	449,500	22,475	31.71	eru	2030
Burnt Store Village St/Dr-Maint	2014	1,701,556	14.40	155,000	2,232,000	111,600	78.16	eru	2034
BSV - Woodland Estates/Harborside	2005	N/A	1.13	155,000	175,150	8,758	86.20	eru	2022
Cook & Brown St - Maint	2019-2020	1,103,092	6.40	155,000	992,000	49,600	8.66	acre	2040
Deep Creek N-Urb St/Dr-Maint	2013-2020	8,569,990	73.60	155,000	11,408,000	570,400	65.67	eru	2037
Don Pedro/Knight Isl St/Dr*	2008	137,417	4.80	155,000	744,000	37,200	0.00	MSTU	2028
Englewood East N-Urb St/Dr-Maint	2005-2007	13,643,734	179.80	155,000	27,869,000	1,393,450	85.10	eru	2027
Gardens Gulf Cove St/Dr-Maint	2004	1,037,245	10.90	155,000	1,689,500	84,475	85.32	eru	2025
Grtr Port Charlotte St/Dr-Maint	continuous		658.54	155,000	102,073,700	5,103,685	82.86	eru	continuous
Grove City St/Dr-Maint	2005	1,858,379	21.30	155,000	3,301,500	165,075	62.23	eru	2026
Gulf Cove St/Dr-Maint	2009-2015	9,771,350	93.60	155,000	14,508,000	725,400	87.94	eru	2032
Harbour Hts St/Dr-Maint	2017-2019	3,145,589	25.96	155,000	4,023,800	201,190	85.93	eru	2038
Lemon Bay St/Dr-Maint	1997-2003	1,672,998	37.50	155,000	5,812,500	290,625	66.60	eru	2022
Manasota Key St/Dr	2012	114,157	2.00	155,000	310,000	15,500	0.00	MSTU	2032
NW Port Char N-Urb St/Dr-Maint	1994-2000	10,040,018	186.30	155,000	28,876,500	1,443,825	83.03	eru	2017-2022
Peace River Shores St/Dr-Maint	2018	2,237,440	18.70	155,000	2,898,500	144,925	84.45	eru	2038
Pirate Harbor St/Dr Maint	2005	385,636	4.71	155,000	730,050	36,503	90.31	eru	2023
Placida St/Dr	2006-2007	1,762,981	18.60	155,000	2,883,000	144,150	70.11	eru	2025
Punta Gorda N-Urb St/Dr	2016-2019	888,527	79.80	155,000	12,369,000	618,450	85.46	eru	2029
Rotonda Heights St/Dr	2018	2,408,912	17.06	155,000	2,644,300	132,215	69.55	eru	2038
Rotonda Lakes St/Dr	2012	3,220,900	28.40	155,000	4,402,000	220,100	63.07	eru	2032
Rotonda Meadows & Villas St/Dr	2017	3,478,737	56.50	155,000	8,757,500	437,875	81.38	eru	2024/2037
Rotonda Sands North St/Dr	2012	2,737,820	25.00	155,000	3,875,000	193,750	79.17	eru	2032
Rotonda West St/Dr- Maint	2004	1,284,165	81.80	155,000	12,679,000	633,950	71.15	eru	2025
South Burnt Store St/Dr-Maint	2005	1,815,190	22.17	155,000	3,436,350	171,818	75.74	eru	2024
South Gulf Cove N-Urb Ph 2-5	2003-2007	8,030,017	100.70	155,000	15,608,500	780,425	53.24	eru	2025-2027
South Gulf Cove Ph 1 Area	2019	1,436,553	46.60	155,000	7,223,000	361,150	0.00	eru	2039
South PG Heights St/Dr-Maint	2018-2020	394,551	9.70	155,000	1,503,500	75,175	82.80	eru	2039
South PG Heights East St/Dr-Maint	2006	427,661	5.87	155,000	909,850	45,493	75.59	eru	2026
South PG Heights West St/Dr-Maint	2018-2020	610,473	11.20	155,000	1,736,000	86,800	79.26	eru	2039
Suncoast Blvd St/Dr	2019-2020	126,765	0.76	155,000	117,800	5,890	19.25	eru	2039
Town Estates St/Dr	2012	497,054	6.10	155,000	945,500	47,275	70.80	eru	2032
Tropical Gulf Acres St/Dr-Maint	2012-2014*	2,700,397	33.90	155,000	5,254,500	262,725	32.50	eru	2033

Note: Today's Cost reflects what it would cost to pave today, not any time in the future, and is the estimate for asphalt only and excludes base repair. No incidental costs are included.

Capital Maintenance Schedule  
 Public Works - MSBU/TU Bridges  
 2024-2025

Project Costs (in thousands)

Project Name	2024	2025	2026	2027	2028	2029	TOTAL
Don Pedro Bridge Maintenance Plan	222	53	0	53	0	53	381
Englewood East Bridge Maintenance Plan	2,533	31	47	33	0	0	2,643
GPC Bridge Maintenance and Rehabilitation Program	776	790	705	336	0	0	2,607
Grove City Bridge Rehabilitation	0	110	18	0	0	0	128
Gulf Cove/Englewood East Bridge Maintenance	402	38	0	38	0	0	478
NWPC Bridge Maintenance and Rehabilitation Program	1,578	449	680	0	0	0	2,707
Placida Bridge Rehabilitation Plan	302	0	18	49	0	0	369
Rotonda West Bridge Maintenance Program	9,200	92	171	565	0	0	10,028
South Gulf Cove Bridge Maintenance and Rehabilitation Program	4,146	662	108	329	0	0	5,245
<b>TOTAL</b>	<b>19,160</b>	<b>2,224</b>	<b>1,747</b>	<b>1,402</b>	<b>0</b>	<b>53</b>	<b>24,586</b>

The new Activity Reports are broken down by maintenance activity and then by work order number. You will see a total cost per work order and then a total cost by activity before the report transitions to the next activity. Please be advised that the total per maintenance activity is for the work above the total, not below as shown with the blue & yellow section below.

Project	WO Number	WO Description	Location	Date Worked	Labor Hours	Labor Cost	Materials Cost	Equip. Cost	Contractor Cost	Work Accomp	Total Cost
	7992	Camera/Video		03/07/2023	1.50	109.41	0.00	5.88	0.00	0.00	115.29
	<b>Work Order 7992 Total</b>										
			219 ANTILLA DR, Rotonda West, 33947		1.50	109.41	0.00	5.88	0.00	1.00	115.29
	<b>Camera/Video Total</b>										
	7994	Concrete Catch Basin Repair		03/28/2023	2.00	145.88	0.00	9.34	0.00	0.00	155.22
	7994	Concrete Catch Basin Repair		03/29/2023	12.50	879.71	440.00	24.19	0.00	0.00	1,343.90
	<b>Work Order 7994 Total</b>										
			219 ANTILLA DR		14.50	1,025.59	440.00	33.53	0.00	1.00	1,499.12
	<b>Concrete Catch Basin Repair Total</b>										
	8259	Concrete Catch Basin Repair		02/28/2023	6.00	407.88	319.20	35.40	0.00	0.00	762.48
	<b>Work Order 8259 Total</b>										
			177 WRIGHT DR, Rotonda West, 33947		6.00	407.88	319.20	35.40	0.00	1.00	762.48
	<b>Concrete Catch Basin Repair Total</b>										
					20.50	1,433.47	759.20	68.93	0.00	2.00	2,261.60
	8304	Contracted Work - Inspection		03/01/2023	0.01	0.55	0.00	0.03	0.00	0.00	0.58
	<b>Work Order 8304 Total</b>										
			SAN CASA DR, ENGLEWOOD, 34224		0.01	0.55	0.00	0.03	0.00	7.50	0.58
	<b>Contracted Work - West County</b>										
					0.01	0.55	0.00	0.03	0.00	7.50	0.58
	<b>Contracted Work - Inspection Total</b>										
	<b>Total for Catch Basin Repair maintenance activity</b>										
	<b>Start of next maintenance activity</b>										

#22-530 Safety Mowing - West County

## Placida Area Street and Drainage MSBU

Fund Financial Report  
 Oct. 1, 2022 - Sept. 30, 2023  
*Unaudited as of 9.30.23*

	Actual FY2022	Adopted Budget FY2023	YTD Actual FY2023	Projected FY2023
<b>Beginning Balance</b>	\$1,663,735	\$1,614,977	\$1,907,150	\$1,907,150
<b>Revenues</b>				
Assessments & Earnings	467,146	478,492	573,370	573,370
Grant & Subsidy Revenue	-	-	-	-
Loans & Borrowing	-	-	-	-
<b>Total Revenue</b>	\$467,146	\$478,492	\$573,370	\$573,370
<b>Expenditures</b>				
Contract Services	30,127	26,554	126,004	126,004
Pipe Lining	-	150,000	-	-
ROW Maintenance	9,132	11,690	8,385	8,385
ROW Reclamation	-	-	-	-
Speciality Mowing	36,470	56,514	34,854	34,854
Public Works Services	81,642	256,564	61,291	61,291
Internal Charges	2,716	2,852	2,852	2,852
Purchased Services	6,273	14,968	9,625	9,625
Materials and Supplies	-	-	-	-
Capital Outlay	-	-	-	-
Debt Services	-	-	-	-
<b>Project Costs</b>				
Gasparilla Pines Sidewalk	57,373	761,240	54,545	54,545
Placida Bridge Maint. Plan	-	323,788	60,298	60,298
<b>Total Expenditures</b>	\$223,732	\$1,604,170	\$357,853	\$357,853
<b>Reserves (Ending Fund Balance)</b>	\$1,907,150	\$489,299	\$2,122,667	\$2,122,667
<i>Reserve %</i>	89.5%	23.4%	85.6%	85.6%

Date Prepared: 10/25/2023

# Monthly Funding Report

START DATE: 07/01/2023 END DATE: 09/30/2023

## Placida Area Street and Drainage Unit

Project	WO Number	WO Description	Location	Date Worked	Labor Hours	Labor Cost	Materials Cost	Equip. Cost	Contractor Cost	Work Accomp	Total Cost
	14664	Brush Cutting		08/07/2023	2.00	139.08	0.00	0.00	0.00		139.08
	<b>Work Order 14664 Total</b>		<b>SPYGLASS ALY, PLACIDA, 33946</b>		2.00	139.08	0.00	0.00	0.00	0.00	139.08
	<b>Brush Cutting Total</b>				2.00	139.08	0.00	0.00	0.00	0.00	139.08
	9089	Camera/Video		07/27/2023	2.00	145.88	0.00	7.84	0.00		153.72
	<b>Work Order 9089 Total</b>		<b>234 WESTWIND DR, PLACIDA, 33946</b>		2.00	145.88	0.00	7.84	0.00	1.00	153.72
	<b>Camera/Video Total</b>				2.00	145.88	0.00	7.84	0.00	1.00	153.72
	12399	Contracted - Landscaping		08/02/2023	0.50	42.73	0.00	1.96	0.00		44.69
	<b>Contract Inspection Total</b>				0.50	42.73	0.00	1.96	0.00		44.69
	12399	Contracted - Landscaping		07/12/2023	0.50	42.73	0.00	0.00	0.00		42.73
	<b>Contract Management Total</b>				0.50	42.73	0.00	0.00	0.00		42.73
	<b>Work Order 12399 Total</b>		<b>3306 CATBIRD LN, ENGLEWOOD, 34224</b>		1.00	85.45	0.00	1.96	0.00	0.00	87.42
	<b>#23-273 Tree Trimming and Removal - Annual Contract</b>				1.00	85.45	0.00	1.96	0.00	0.00	87.42
	<b>Contracted - Landscaping Total</b>				0.00	0.00	0.00	0.00	1,127.10		1,127.10
	7690	Contracted - Mowing		08/09/2023	0.00	0.00	0.00	0.00	1,127.10		1,127.10
	7690	Contracted - Mowing		09/15/2023	0.00	0.00	0.00	0.00	1,127.10		1,127.10
	7690	Contracted - Mowing		08/04/2023	0.25	21.36	0.00	0.98	0.00		22.34
	<b>Contract Inspection Total</b>				0.25	21.36	0.00	0.98	0.00		22.34
	7690	Contracted - Mowing		09/15/2023	0.50	42.73	0.00	0.00	0.00		42.73
	<b>Contract Management Total</b>				0.50	42.73	0.00	0.00	0.00		42.73

# Monthly Funding Report

START DATE:

07/01/2023

END DATE:

09/30/2023

## Placida Area Street and Drainage Unit

Project	WO Number	WO Description	Location	Date Worked	Labor Hours	Labor Cost	Materials Cost	Equip. Cost	Contractor Cost	Work Accomp	Total Cost
#22-530 Safety Mowing - West County		Work Order 7690 Total	Safety Mowing & Litter Removal		0.75	64.09	0.00	0.98	3,381.30	0.00	3,446.37
		<b>Contracted - Mowing Total</b>			0.75	64.09	0.00	0.98	3,381.30	0.00	3,446.37
	13087	Contracted Work - Inspection		07/11/2023	2.00	149.56	0.00	7.84	0.00	2.00	157.40
		<b>Work Order 13087 Total</b>	<b>WESTWIND DR, PLACIDA, 33946</b>		2.00	149.56	0.00	7.84	0.00	2.00	157.40
#22-530 Safety Mowing - West County		Work Order 14861 Total	ESTHER ST, ENGLEWOOD, 34224		2.50	186.95	0.00	9.80	0.00	2.50	196.75
	14861	Contracted Work - Inspection		08/10/2023	2.50	186.95	0.00	9.80	0.00	2.50	196.75
#22-530 Safety Mowing - West County		Work Order 16731 Total	WINDWARD RD, PLACIDA, 33946		2.36	176.42	0.00	9.25	0.00	2.36	185.67
	16731	Contracted Work - Inspection		09/19/2023	2.36	176.42	0.00	9.25	0.00	2.36	185.67
		<b>Contracted Work - Inspection Total</b>			6.86	512.93	0.00	26.89	0.00	7.00	539.82
	12849	Investigation		07/06/2023	1.50	112.17	0.00	5.88	0.00	1.50	118.05
		<b>Work Order 12849 Total</b>	<b>3103 GOLDFINCH TER, ENGLEWOOD, 34224</b>		1.50	112.17	0.00	5.88	0.00	1.00	118.05
	13305	Investigation		08/09/2023	1.50	112.17	0.00	5.88	0.00	1.50	118.05
		<b>Work Order 13305 Total</b>	<b>10499 MARION ST, Englewood, 34224</b>		1.50	112.17	0.00	5.88	0.00	1.00	118.05
	15666	Investigation		09/08/2023	1.00	74.78	0.00	3.92	0.00	1.00	78.70
		<b>Work Order 15666 Total</b>	<b>8912 BANTRY BAY BLVD, ENGLEWOOD, 34224</b>		1.00	74.78	0.00	3.92	0.00	1.00	78.70



# Monthly Funding Report

START DATE:

07/01/2023

END DATE:

09/30/2023

## Placida Area Street and Drainage Unit

Project	WO Number	WO Description	Location	Date Worked	Labor Hours	Labor Cost	Materials Cost	Equip. Cost	Contractor Cost	Work Accomp	Total Cost
	16023	Investigation		09/13/2023	1.50	112.17	0.00	5.88	0.00		118.05
	<b>Work Order 16023 Total</b>		<b>315 GREEN DOLPHIN DR</b>		1.50	112.17	0.00	5.88	0.00	1.00	118.05
	<b>Investigation Total</b>										
	6111	MSBU Administrative Work		09/13/2023	1.00	92.28	0.00	3.92	0.00		96.20
	6111	MSBU Administrative Work		07/26/2023	0.25	27.64	0.00	0.00	0.00		27.64
	6111	MSBU Administrative Work		07/27/2023	0.25	27.64	0.00	0.00	0.00		27.64
	6111	MSBU Administrative Work		07/28/2023	0.25	27.64	0.00	0.00	0.00		27.64
	6111	MSBU Administrative Work		08/01/2023	0.25	18.24	0.00	0.00	0.00		18.24
	6111	MSBU Administrative Work		08/02/2023	1.25	91.18	0.00	0.00	0.00		91.18
	6111	MSBU Administrative Work		08/03/2023	1.25	91.18	0.00	0.00	0.00		91.18
	6111	MSBU Administrative Work		08/04/2023	0.25	18.24	0.00	0.00	0.00		18.24
	6111	MSBU Administrative Work		08/08/2023	0.50	36.47	0.00	0.00	0.00		36.47
	6111	MSBU Administrative Work		08/09/2023	1.00	72.94	0.00	0.00	0.00		72.94
	6111	MSBU Administrative Work		08/10/2023	0.50	36.47	0.00	0.00	0.00		36.47
	6111	MSBU Administrative Work		08/11/2023	0.50	36.47	0.00	0.00	0.00		36.47
	6111	MSBU Administrative Work		08/15/2023	0.50	36.47	0.00	0.00	0.00		36.47
	6111	MSBU Administrative Work		08/16/2023	0.50	36.47	0.00	0.00	0.00		36.47
	6111	MSBU Administrative Work		08/17/2023	0.50	36.47	0.00	0.00	0.00		36.47
	6111	MSBU Administrative Work		08/18/2023	0.50	36.47	0.00	0.00	0.00		36.47
	6111	MSBU Administrative Work		08/30/2023	0.25	18.24	0.00	0.00	0.00		18.24
	6111	MSBU Administrative Work		08/31/2023	0.25	18.24	0.00	0.00	0.00		18.24

# Monthly Funding Report

START DATE:

07/01/2023

END DATE:

09/30/2023

## Placida Area Street and Drainage Unit

Project	WO Number	WO Description	Location	Date Worked	Labor Hours	Labor Cost	Materials Cost	Equip. Cost	Contractor Cost	Work Accomp	Total Cost	
	6111	MSBU Administrative Work		09/01/2023	0.25	18.24	0.00	0.00	0.00	0.00	18.24	
	6111	MSBU Administrative Work		09/26/2023	0.25	18.24	0.00	0.00	0.00	0.00	18.24	
	<b>Administrative Time Total</b>											
	<b>Work Order 6111 Total</b>				10.25	795.20	0.00	3.92	0.00	0.00	0.00	799.15
	<b>MSBU Administrative Work Total</b>											
	2854	Project Management		08/22/2023	1.00	85.45	0.00	0.00	0.00	0.00	85.45	
	2854	Project Management		08/31/2023	1.00	85.45	0.00	0.00	0.00	0.00	85.45	
	2854	Project Management		09/04/2023	1.00	85.45	0.00	0.00	0.00	0.00	85.45	
	2854	Project Management		09/06/2023	1.00	85.45	0.00	0.00	0.00	0.00	85.45	
	2854	Project Management		09/07/2023	1.00	85.45	0.00	0.00	0.00	0.00	85.45	
	2854	Project Management		09/11/2023	1.00	85.45	0.00	0.00	0.00	0.00	85.45	
	2854	Project Management		09/19/2023	1.00	85.45	0.00	0.00	0.00	0.00	85.45	
	<b>Plan/Spec Review Total</b>				7.00	598.15	0.00	0.00	0.00	0.00	598.15	
	2854	Project Management		07/17/2023	0.50	42.73	0.00	0.00	0.00	0.00	42.73	
	2854	Project Management		08/07/2023	0.50	42.73	0.00	0.00	0.00	0.00	42.73	
	<b>Public Outreach Total</b>				1.00	85.45	0.00	0.00	0.00	0.00	85.46	
	2854	Project Management		07/25/2023	0.00	0.00	0.00	0.00	3,634.00	0.00	3,634.00	
	2854	Project Management		08/24/2023	0.00	0.00	0.00	0.00	1,166.00	0.00	1,166.00	
	2854	Project Management		09/28/2023	0.00	0.00	0.00	0.00	1,780.00	0.00	1,780.00	
	<b>Work Order 2854 Total</b>				8.00	683.60	0.00	0.00	6,580.00	0.00	7,263.61	

## C412210 - Gasparilla Pines Sidewalk in Placida

# Monthly Funding Report

START DATE:

07/01/2023

END DATE:

09/30/2023

## Placida Area Street and Drainage Unit

Project	WO Number	WO Description	Location	Date Worked	Labor Hours	Labor Cost	Materials Cost	Equip. Cost	Contractor Cost	Work Accompl	Total Cost
	2859	Project Management		08/25/2023	1.00	92.28	0.00	0.00	0.00	0.00	92.28
	2859	Project Management		08/31/2023	5.00	440.91	0.00	0.00	0.00	0.00	440.91
	2859	Project Management		09/13/2023	1.00	92.28	0.00	0.00	0.00	0.00	92.28
	2859	Project Management		09/14/2023	1.00	92.28	0.00	0.00	0.00	0.00	92.28
	2859	Project Management		09/19/2023	1.00	92.28	0.00	0.00	0.00	0.00	92.28
	2859	Project Management		09/20/2023	3.00	263.18	0.00	0.00	0.00	0.00	263.18
	2859	Project Management		09/21/2023	1.00	92.28	0.00	0.00	0.00	0.00	92.28
	2859	Project Management		09/26/2023	3.00	263.18	0.00	0.00	0.00	0.00	263.18
	2859	Project Management		09/27/2023	1.00	92.28	0.00	0.00	0.00	0.00	92.28
	2859	Project Management		09/28/2023	1.00	92.28	0.00	0.00	0.00	0.00	92.28
	2859	Project Management		09/29/2023	3.00	256.35	0.00	0.00	0.00	0.00	256.35
		<b>Site Visits Total</b>			21.00	1,869.58	0.00	0.00	0.00	0.00	1,869.58
	2859	Project Management		07/25/2023	2.00	184.56	0.00	0.00	0.00	0.00	184.56
	2859	Project Management		08/01/2023	2.00	170.90	0.00	0.00	0.00	0.00	170.90
	2859	Project Management		09/06/2023	2.00	170.90	0.00	0.00	0.00	0.00	170.90
	2859	Project Management		09/07/2023	2.00	170.90	0.00	0.00	0.00	0.00	170.90
		<b>Project Meetings Total</b>			8.00	697.26	0.00	0.00	0.00	0.00	697.26
	2859	Project Management		08/15/2023	1.00	92.28	0.00	0.00	0.00	0.00	92.28
	2859	Project Management		08/22/2023	9.75	729.11	0.00	45.53	0.00	0.00	774.64
	2859	Project Management		09/05/2023	5.00	373.90	0.00	23.35	0.00	0.00	397.25
	2859	Project Management		09/06/2023	5.00	373.90	0.00	23.35	0.00	0.00	397.25
	2859	Project Management		09/07/2023	15.50	1,159.09	0.00	72.39	0.00	0.00	1,231.48
	2859	Project Management		09/08/2023	12.75	953.45	0.00	59.54	0.00	0.00	1,012.99

# Monthly Funding Report

START DATE:

07/01/2023

END DATE:

09/30/2023

## Placida Area Street and Drainage Unit

Project	WO Number	WO Description	Location	Date Worked	Labor Hours	Labor Cost	Materials Cost	Equip. Cost	Contractor Cost	Work Accomp	Total Cost
	2859	Project Management		09/11/2023	8.00	598.24	0.00	37.36	0.00	0.00	635.60
	2859	Project Management		09/12/2023	5.00	373.90	0.00	23.35	0.00	0.00	397.25
	2859	Project Management		09/13/2023	7.00	523.46	0.00	32.69	0.00	0.00	556.15
	2859	Project Management		09/20/2023	9.00	673.02	0.00	42.03	0.00	0.00	715.05
	2859	Project Management		09/21/2023	9.00	673.02	0.00	42.03	0.00	0.00	715.05
	2859	Project Management		09/22/2023	10.50	806.53	0.00	39.70	0.00	0.00	846.23
	2859	Project Management		09/25/2023	9.00	673.02	0.00	42.03	0.00	0.00	715.05
	2859	Project Management		09/26/2023	9.00	673.02	0.00	42.03	0.00	0.00	715.05
	2859	Project Management		09/27/2023	5.00	373.90	0.00	23.35	0.00	0.00	397.25
					120.50	9,049.83	0.00	548.73	0.00	0.00	9,598.57
											<b>Project Inspection Total</b>
	2859	Project Management		07/07/2023	2.00	170.90	0.00	0.00	0.00	0.00	170.90
	2859	Project Management		07/13/2023	2.00	170.90	0.00	0.00	0.00	0.00	170.90
	2859	Project Management		07/18/2023	2.00	170.90	0.00	0.00	0.00	0.00	170.90
	2859	Project Management		07/20/2023	2.00	170.90	0.00	0.00	0.00	0.00	170.90
	2859	Project Management		08/01/2023	2.00	184.56	0.00	0.00	0.00	0.00	184.56
	2859	Project Management		08/02/2023	1.00	85.45	0.00	0.00	0.00	0.00	85.45
	2859	Project Management		08/03/2023	1.00	85.45	0.00	0.00	0.00	0.00	85.45
	2859	Project Management		08/04/2023	1.00	85.45	0.00	0.00	0.00	0.00	85.45
	2859	Project Management		08/08/2023	2.00	170.90	0.00	0.00	0.00	0.00	170.90
	2859	Project Management		08/09/2023	2.00	170.90	0.00	0.00	0.00	0.00	170.90
	2859	Project Management		08/11/2023	2.00	170.90	0.00	0.00	0.00	0.00	170.90
	2859	Project Management		08/15/2023	2.00	170.90	0.00	0.00	0.00	0.00	170.90
	2859	Project Management		08/16/2023	3.00	276.84	0.00	0.00	0.00	0.00	276.84

# Monthly Funding Report

START DATE:

07/01/2023

END DATE:

09/30/2023

## Placida Area Street and Drainage Unit

Project	WO Number	WO Description	Location	Date Worked	Labor Hours	Labor Cost	Materials Cost	Equip. Cost	Contractor Cost	Work Accomp	Total Cost	
	2859	Project Management		08/17/2023	1.00	92.28	0.00	0.00	0.00	0.00	92.28	
	2859	Project Management		09/01/2023	2.00	170.90	0.00	0.00	0.00	0.00	170.90	
	2859	Project Management		09/08/2023	2.00	170.90	0.00	0.00	0.00	0.00	170.90	
	2859	Project Management		09/12/2023	1.00	85.45	0.00	0.00	0.00	0.00	85.45	
	2859	Project Management		09/13/2023	2.00	170.90	0.00	0.00	0.00	0.00	170.90	
	2859	Project Management		09/15/2023	2.00	170.90	0.00	0.00	0.00	0.00	170.90	
					34.00	2,946.28	0.00	0.00	0.00	0.00	2,946.28	
					<b>Plan/Spec Review Total</b>							
	2859	Project Management		07/05/2023	2.00	170.90	0.00	0.00	0.00	0.00	170.90	
	2859	Project Management		07/11/2023	2.00	170.90	0.00	0.00	0.00	0.00	170.90	
	2859	Project Management		07/19/2023	3.00	263.18	0.00	0.00	0.00	0.00	263.18	
	2859	Project Management		07/20/2023	2.00	184.56	0.00	0.00	0.00	0.00	184.56	
	2859	Project Management		07/21/2023	1.00	92.28	0.00	0.00	0.00	0.00	92.28	
	2859	Project Management		08/03/2023	2.00	184.56	0.00	0.00	0.00	0.00	184.56	
	2859	Project Management		08/04/2023	2.00	184.56	0.00	0.00	0.00	0.00	184.56	
	2859	Project Management		08/16/2023	2.00	170.90	0.00	0.00	0.00	0.00	170.90	
	2859	Project Management		08/17/2023	2.00	170.90	0.00	0.00	0.00	0.00	170.90	
	2859	Project Management		08/24/2023	2.00	170.90	0.00	0.00	0.00	0.00	170.90	
	2859	Project Management		08/25/2023	2.00	170.90	0.00	0.00	0.00	0.00	170.90	
	2859	Project Management		09/27/2023	2.00	170.90	0.00	0.00	0.00	0.00	170.90	
	2859	Project Management		09/28/2023	2.00	170.90	0.00	0.00	0.00	0.00	170.90	
		<b>Work Order 2859 Total</b>			209.50	16,839.29	0.00	548.73	0.00	0.00	17,388.03	
	3789	Project Management		09/21/2023	0.50	42.73	0.00	1.96	0.00	0.00	44.69	

## cmb2202 - Placida Bridge Maintenance Plan

# Monthly Funding Report

START DATE:

07/01/2023

END DATE:

09/30/2023

## Placida Area Street and Drainage Unit

Project	WO Number	WO Description	Location	Date Worked	Labor Hours	Labor Cost	Materials Cost	Equip. Cost	Contractor Cost	Work Accomp	Total Cost
<b>Work Order 3789 Total</b>											
<b>#20-214 Street Sweeping</b>											
	3847	Project Management		07/11/2023	0.00	0.00	0.00	0.00	2,885.00		2,885.00
	3847	Project Management		08/29/2023	0.00	0.00	0.00	0.00	2,885.00		2,885.00
	3847	Project Management		09/21/2023	0.00	0.00	0.00	0.00	4,735.00		4,735.00
	3847	Project Management		09/29/2023	0.00	0.00	0.00	0.00	2,885.00		2,885.00
	3847	Project Management		07/12/2023	0.25	21.36	0.00	0.98	0.00		22.34
	3847	Project Management		07/13/2023	0.25	21.36	0.00	0.98	0.00		22.34
	3847	Project Management		07/14/2023	0.25	21.36	0.00	0.98	0.00		22.34
	3847	Project Management		07/18/2023	0.25	21.36	0.00	0.98	0.00		22.34
	3847	Project Management		07/19/2023	0.25	21.36	0.00	0.98	0.00		22.34
	3847	Project Management		07/20/2023	0.25	21.36	0.00	0.98	0.00		22.34
	3847	Project Management		07/21/2023	0.25	21.36	0.00	0.98	0.00		22.34
	3847	Project Management		07/25/2023	0.25	21.36	0.00	0.98	0.00		22.34
	3847	Project Management		07/26/2023	0.25	21.36	0.00	0.98	0.00		22.34
	3847	Project Management		07/27/2023	0.25	21.36	0.00	0.98	0.00		22.34
	3847	Project Management		07/28/2023	0.25	21.36	0.00	0.98	0.00		22.34
	3847	Project Management		08/02/2023	0.25	21.36	0.00	0.98	0.00		22.34
	3847	Project Management		08/03/2023	0.25	21.36	0.00	0.98	0.00		22.34
	3847	Project Management		08/04/2023	0.25	21.36	0.00	0.98	0.00		22.34
	3847	Project Management		08/08/2023	0.25	21.36	0.00	0.98	0.00		22.34
	3847	Project Management		08/09/2023	0.50	42.30	0.00	1.94	0.00		44.24
<b>Project Inspection Total</b>											
					0.50	42.73	0.00	1.96	0.00	0.00	44.69
					0.50	42.73	0.00	1.96	0.00	0.00	44.69

# Monthly Funding Report

START DATE:

07/01/2023

END DATE:

09/30/2023

## Placida Area Street and Drainage Unit

Project	WO Number	WO Description	Location	Date Worked	Labor Hours	Labor Cost	Materials Cost	Equip. Cost	Contractor Cost	Work Accomp	Total Cost
	3847	Project Management		08/10/2023	0.25	21.36	0.00	0.98	0.00	0.00	22.34
	3847	Project Management		08/11/2023	0.25	21.36	0.00	0.98	0.00	0.00	22.34
	3847	Project Management		08/15/2023	0.25	21.36	0.00	0.98	0.00	0.00	22.34
	3847	Project Management		08/16/2023	0.25	21.36	0.00	0.98	0.00	0.00	22.34
	3847	Project Management		08/17/2023	0.25	21.36	0.00	0.98	0.00	0.00	22.34
	3847	Project Management		08/18/2023	0.25	21.36	0.00	0.98	0.00	0.00	22.34
	3847	Project Management		08/22/2023	0.25	21.36	0.00	0.98	0.00	0.00	22.34
	3847	Project Management		08/23/2023	0.25	21.36	0.00	0.98	0.00	0.00	22.34
	3847	Project Management		08/24/2023	0.25	21.36	0.00	0.98	0.00	0.00	22.34
	3847	Project Management		08/25/2023	0.25	21.36	0.00	0.98	0.00	0.00	22.34
	3847	Project Management		08/31/2023	0.25	21.36	0.00	0.98	0.00	0.00	22.34
	3847	Project Management		09/01/2023	0.25	21.36	0.00	0.98	0.00	0.00	22.34
	3847	Project Management		09/06/2023	0.25	21.36	0.00	0.98	0.00	0.00	22.34
	3847	Project Management		09/07/2023	0.25	21.36	0.00	0.98	0.00	0.00	22.34
	3847	Project Management		09/12/2023	0.25	21.36	0.00	0.98	0.00	0.00	22.34
	3847	Project Management		09/13/2023	0.25	21.36	0.00	0.98	0.00	0.00	22.34
	3847	Project Management		09/14/2023	0.25	21.36	0.00	0.98	0.00	0.00	22.34
	3847	Project Management		09/15/2023	0.25	21.36	0.00	0.98	0.00	0.00	22.34
	3847	Project Management		09/19/2023	0.25	21.36	0.00	0.98	0.00	0.00	22.34
	3847	Project Management		09/20/2023	0.25	21.36	0.00	0.98	0.00	0.00	22.34
	3847	Project Management		09/21/2023	0.25	21.36	0.00	0.98	0.00	0.00	22.34
	3847	Project Management		09/22/2023	0.25	21.36	0.00	0.98	0.00	0.00	22.34
	3847	Project Management		09/26/2023	0.25	21.36	0.00	0.98	0.00	0.00	22.34

# Monthly Funding Report

START DATE: 07/01/2023 END DATE: 09/30/2023

## Placida Area Street and Drainage Unit

Project	WO Number	WO Description	Location	Date Worked	Labor Hours	Labor Cost	Materials Cost	Equip. Cost	Contractor Cost	Work Accomp	Total Cost
	3847	Project Management		09/27/2023	0.25	21.36	0.00	0.98	0.00	0.00	22.34
	3847	Project Management		09/28/2023	0.25	21.36	0.00	0.98	0.00	0.00	22.34
	3847	Project Management		09/29/2023	0.25	21.36	0.00	0.98	0.00	0.00	22.34
			<b>Project Inspection Total</b>		10.75	918.16	0.00	42.12	0.00	0.00	960.18
			<b>West County Landscape Maintenance</b>		10.75	918.16	0.00	42.12	13,390.00	0.00	14,350.18
			<b>#21-054 Landscape Maintenance ROW - West County</b>								
			<b>Project Management Total</b>		228.75	18,483.78	0.00	592.81	19,970.00	0.00	39,046.51
	16217	Sign Inspection		09/12/2023	1.37	87.15	0.00	13.00	0.00	0.00	100.15
			<b>CAPE HAZE DR &amp; PLACIDA RD, Placida, 33946</b>		1.37	87.15	0.00	13.00	0.00	360.00	100.15
			<b>Project Management Total</b>		1.50	95.41	0.00	15.33	0.00	0.00	110.74
	16224	Sign Inspection		09/12/2023	1.50	95.41	0.00	15.33	0.00	375.00	110.74
			<b>450 GREEN DOLPHIN DR S, Placida, 33946</b>		1.50	95.41	0.00	15.33	0.00	0.00	110.74
			<b>Project Management Total</b>		4.00	255.28	0.00	20.76	0.00	0.00	276.04
	16298	Sign Inspection		09/13/2023	4.00	255.28	0.00	20.76	0.00	212.00	276.04
			<b>PLACIDA RD &amp; WILLIAMSBURG WAY, PLACIDA, 33946</b>		4.00	255.28	0.00	20.76	0.00	0.00	276.04
			<b>Project Management Total</b>		0.88	55.84	0.00	4.54	0.00	0.00	60.38
	17022	Sign Inspection		09/20/2023	0.88	55.84	0.00	4.54	0.00	221.00	60.38
			<b>ESTHER ST &amp; RAYMOND ST, ENGLEWOOD, 34224</b>		0.88	55.84	0.00	4.54	0.00	0.00	60.38
			<b>Project Management Total</b>		7.74	493.68	0.00	53.63	0.00	1,168.00	547.32
	14925	Sign Maintenance		08/10/2023	1.11	72.37	0.00	10.58	0.00	0.00	82.94



# Monthly Funding Report

START DATE: 07/01/2023 END DATE: 09/30/2023

## Placida Area Street and Drainage Unit

Project	WO Number	WO Description	Location	Date Worked	Labor Hours	Labor Cost	Materials Cost	Equip. Cost	Contractor Cost	Work Accomp	Total Cost
	<b>Work Order 14925 Total</b>		ZEMEL RD, PUNTA GORDA, 33955		1.11	72.37	0.00	10.58	0.00	36.00	82.94
	16166	Sign Maintenance		09/12/2023	0.50	31.91	28.12	4.76	0.00	0.00	64.79
	<b>Work Order 16166 Total</b>		GREEN DOLPHIN DR S & LOOKOUT ALY, PLACIDA, 33946		0.50	31.91	28.12	4.76	0.00	1.00	64.79
	16178	Sign Maintenance		09/12/2023	0.50	31.91	0.00	4.76	0.00	0.00	36.67
	<b>Work Order 16178 Total</b>		SPANIARDS RD & CAPE HAZE DR, PLACIDA, 33946		0.50	31.91	0.00	4.76	0.00	1.00	36.67
	16183	Sign Maintenance		09/12/2023	0.50	31.91	0.00	4.76	0.00	0.00	36.67
	<b>Work Order 16183 Total</b>		10 POMPAÑO ST, PLACIDA, 33946		0.50	31.91	0.00	4.76	0.00	1.00	36.67
	16186	Sign Maintenance		09/12/2023	0.50	31.91	0.00	4.76	0.00	0.00	36.67
	<b>Work Order 16186 Total</b>		COBIA DR & BONITA ST, PLACIDA, 33946		0.50	31.91	0.00	4.76	0.00	1.00	36.67
	16828	Sign Maintenance		09/20/2023	0.50	31.91	0.00	2.60	0.00	0.00	34.51
	<b>Work Order 16828 Total</b>		PANAMA BLVD, Englewood, 34224		0.00	0.00	27.30	0.00	0.00	0.00	27.30
	14261	Small Pipe Install (Pipes Under 31")		09/27/2023	3.61	231.92	55.42	32.21	0.00	41.00	319.55
	<b>Work Order 14261 Total</b>		234 WESTWIND DR, Placida, 33946		4.00	291.76	0.00	18.68	0.00	0.00	310.44
	<b>Sign Maintenance Total</b>				4.00	291.76	0.00	18.68	0.00	24.00	310.44

# Monthly Funding Report

START DATE:

07/01/2023

END DATE:

09/30/2023

## Placida Area Street and Drainage Unit

Project	WO Number	WO Description	Location	Date Worked	Labor Hours	Labor Cost	Materials Cost	Equip. Cost	Contractor Cost	Work Accomp	Total Cost
		<b>Small Pipe Install (Pipes Under 31") Total</b>									
	14417	Support (Post) Maintenance		08/01/2023	3.00	187.77	52.87	40.56	0.00	0.00	281.20
		<b>Work Order 14417 Total</b>	<b>GREEN DOLPHIN DR, PLACIDA, 33946</b>		3.00	187.77	52.87	40.56	0.00	2.00	281.20
	16227	Support (Post) Maintenance		09/12/2023	1.00	63.82	52.80	9.52	0.00		126.14
		<b>Work Order 16227 Total</b>	<b>ANNE UNDERWOOD DR &amp; CORAL CREEK DR, Placida, 33946</b>		1.00	63.82	52.80	9.52	0.00	5.00	126.14
	16825	Support (Post) Maintenance		09/20/2023	0.50	31.91	0.00	2.60	0.00		34.51
		<b>Work Order 16825 Total</b>	<b>MARION ST &amp; ESTHER ST, ENGLEWOOD, 34224</b>		0.50	31.91	0.00	2.60	0.00	1.00	34.51
	12398	Survey		07/27/2023	2.00	157.66	0.00	9.34	0.00		167.00
		<b>Work Order 12398 Total</b>	<b>3306 CATBIRD LN, ENGLEWOOD, 34224</b>		2.00	157.66	0.00	9.34	0.00	0.00	167.00
	12924	Survey		07/06/2023	1.25	119.84	0.00	0.00	0.00		119.84
	12924	Survey		07/11/2023	3.00	292.83	0.00	0.00	0.00		292.83
	12924	Survey		07/28/2023	1.00	97.61	0.00	0.00	0.00		97.61
	12924	Survey		08/01/2023	3.50	341.64	0.00	0.00	0.00		341.64
	12924	Survey		08/02/2023	3.25	312.54	0.00	0.00	0.00		312.54
	12924	Survey		08/03/2023	1.50	101.97	0.00	0.00	0.00		101.97

# Monthly Funding Report

START DATE:

07/01/2023

END DATE:

09/30/2023

## Placida Area Street and Drainage Unit

Project	WO Number	WO Description	Location	Date Worked	Labor Hours	Labor Cost	Materials Cost	Equip. Cost	Contractor Cost	Work Accomp	Total Cost
	12924	Survey		08/04/2023	4.00	293.62	0.00	9.34	0.00	0.00	302.96
	12924	Survey		08/09/2023	8.00	587.24	0.00	18.68	0.00	0.00	605.92
	12924	Survey		08/11/2023	1.00	67.98	0.00	0.00	0.00	0.00	67.98
	12924	Survey		08/15/2023	4.00	293.62	0.00	9.34	0.00	0.00	302.96
	12924	Survey		08/16/2023	6.00	440.43	0.00	14.01	0.00	0.00	454.44
	12924	Survey		08/18/2023	8.00	587.24	0.00	18.68	0.00	0.00	605.92
	12924	Survey		08/22/2023	16.00	1,174.48	0.00	37.36	0.00	0.00	1,211.84
	12924	Survey		09/07/2023	8.00	668.20	0.00	28.02	0.00	0.00	696.22
	12924	Survey		09/12/2023	4.50	390.84	0.00	0.00	0.00	0.00	390.84
	12924	Survey		09/13/2023	0.50	48.81	0.00	0.00	0.00	0.00	48.81
	12924	Survey		09/14/2023	2.00	146.81	0.00	0.00	0.00	0.00	146.81
	12924	Survey		09/20/2023	9.00	655.22	0.00	15.68	0.00	0.00	670.90
	12924	Survey		09/21/2023	9.00	655.22	0.00	15.68	0.00	0.00	670.90
	12924	Survey		09/27/2023	6.00	440.43	0.00	0.00	0.00	0.00	440.43
	<b>Work Order 12924 Total</b>										
			520 CORAL CREEK DR, PLACIDA, 33946		99.50	7,716.56	0.00	166.79	0.00	0.00	7,883.36
	12932	Survey		07/12/2023	1.00	95.44	0.00	0.00	0.00	0.00	95.44
	12932	Survey		07/13/2023	1.50	146.42	0.00	0.00	0.00	0.00	146.42
	12932	Survey		07/19/2023	0.50	47.72	0.00	0.00	0.00	0.00	47.72
	<b>Work Order 12932 Total</b>										
			GASPARILLA PINES BLVD, Englewood, 34224		3.00	289.57	0.00	0.00	0.00	0.00	289.58
	13201	Survey		07/13/2023	0.75	71.58	0.00	0.00	0.00	0.00	71.58
	13201	Survey		07/14/2023	4.00	315.32	0.00	18.68	0.00	0.00	334.00

# Monthly Funding Report

START DATE:

07/01/2023

END DATE:

09/30/2023

## Placida Area Street and Drainage Unit

Project	WO Number	WO Description	Location	Date Worked	Labor Hours	Labor Cost	Materials Cost	Equip. Cost	Contractor Cost	Work Accomp	Total Cost
	13201	Survey		07/25/2023	4.00	293.62	0.00	9.34	0.00	0.00	302.96
	13201	Survey		08/03/2023	1.50	101.97	0.00	0.00	0.00	0.00	101.97
	13201	Survey		08/09/2023	8.00	587.24	0.00	18.68	0.00	0.00	605.92
	13201	Survey		08/11/2023	0.50	47.72	0.00	0.00	0.00	0.00	47.72
	<b>Work Order 13201 Total</b>										
					18.75	1,417.45	0.00	46.70	0.00	0.00	1,464.15
<b>cmb2202 - Placida Bridge Maintenance Plan</b>											
		<b>Survey Total</b>			123.25	9,581.24	0.00	222.83	0.00	0.00	9,804.09
	11859	Vacuum Culvert Cleaning		08/23/2023	21.00	1,446.43	0.00	425.02	0.00	0.00	1,871.45
	<b>Work Order 11859 Total 325 CAPSTAN DR, PLACIDA, 33946</b>										
					21.00	1,446.43	0.00	425.02	0.00	9.00	1,871.45
	<b>Vacuum Culvert Cleaning Total</b>										
					21.00	1,446.43	0.00	425.02	0.00	9.00	1,871.45
	<b>Placida Area Street and Drainage Unit Total</b>										
					421.20	32,966.22	161.09	1,461.00	23,351.30		57,939.62

# Monthly Funding Report

START DATE:

07/01/2023

END DATE:

09/30/2023

Project	WO Number	WO Description	Location	Date Worked	Labor Hours	Labor Cost	Materials Cost	Equip. Cost	Contractor Cost	Work Accomp	Total Cost
					421.20	32,966.22	161.09	1,461.00	23,351.30		57,939.62

Grand totals for all MSBUs reported

## Placida Area Street and Drainage MSBU

Fund Financial Report  
Oct. 1, 2022 - June 30, 2023

	Actual FY2022	Adopted Budget FY2023	YTD Actual FY2023	Projected FY2023
<b>Beginning Balance</b>	\$ 1,663,735	\$ 1,614,977	\$ 1,907,150	\$ 1,907,150
<b>Revenues</b>				
Assessments & Earnings	467,146	478,492	518,032	478,492
Grant & Subsidy Revenue	-	-	-	-
Loans & Borrowing	-	-	-	-
<b>Total Revenue</b>	\$467,146	\$478,492	\$518,032	\$478,492
<b>Expenditures</b>				
Contract Services	30,127	26,554	-	126,054
Pipe Lining	-	150,000	-	-
ROW Maintenance	9,132	11,690	5,004	9,017
ROW Reclamation	-	-	-	-
Speciality Mowing	36,470	56,514	19,041	34,620
Public Works Services	81,642	256,564	36,669	203,119
Internal Charges	2,716	2,852	2,852	2,852
Purchased Services	6,273	14,968	9,442	14,968
Materials and Supplies	-	-	-	-
Capital Outlay	-	-	-	-
Debt Services	-	-	-	-
<b>Project Costs</b>				
Gasparilla Pines Sidewalk	57,373	761,240	46,296	46,296
Placida Bridge Maint. Plan	-	323,788	37,448	37,448
<b>Total Expenditures</b>	\$223,732	\$1,604,170	\$156,752	\$474,374
<b>Reserves (Ending Fund Balance)</b>	\$1,907,150	\$489,299	\$2,268,431	\$1,911,268
<i>Reserve %</i>	89.5%	23.4%	93.5%	80.1%

Date Prepared: 7/21/2023

# Monthly Funding Report

START DATE:

04/01/2023

END DATE:

06/30/2023

## Placida Area Street and Drainage Unit

Project	WO Number	WO Description	Location	Date Worked	Labor Hours	Labor Cost	Materials Cost	Equip. Cost	Contractor Cost	Work Accomp	Total Cost
	3291	Brush Cutting		04/20/2023	8.00	546.96	0.00	84.68	0.00		631.64
	<b>Work Order 3291 Total</b>		VIA FLAMINIA, Placida, 33946		8.00	546.96	0.00	84.68	0.00	100.00	631.64
	<b>Brush Cutting Total</b>				8.00	546.96	0.00	84.68	0.00	100.00	631.64
	9929	Contracted - Landscaping		04/14/2023	0.25	21.36	0.00	0.00	0.00		21.36
	9929	Contracted - Landscaping		05/17/2023	0.50	42.72	0.00	0.00	0.00		42.73
	9929	Contracted - Landscaping		06/15/2023	0.50	42.72	0.00	0.00	0.00		42.73
	<b>Contract Management Total</b>				1.25	106.81	0.00	0.00	0.00		106.82
	9929	Contracted - Landscaping		05/17/2023	0.50	42.72	0.00	1.96	0.00		44.69
	9929	Contracted - Landscaping		05/18/2023	1.00	85.45	0.00	3.92	0.00		89.37
	9929	Contracted - Landscaping		05/19/2023	0.25	21.36	0.00	0.98	0.00		22.34
	9929	Contracted - Landscaping		05/23/2023	0.50	42.72	0.00	1.96	0.00		44.69
	9929	Contracted - Landscaping		05/24/2023	0.25	21.36	0.00	0.98	0.00		22.34
	9929	Contracted - Landscaping		05/31/2023	0.25	21.36	0.00	0.98	0.00		22.34
	9929	Contracted - Landscaping		06/01/2023	0.25	21.36	0.00	0.98	0.00		22.34
	9929	Contracted - Landscaping		06/06/2023	0.50	42.72	0.00	1.96	0.00		44.69
	9929	Contracted - Landscaping		06/08/2023	1.00	85.45	0.00	3.92	0.00		89.37
	9929	Contracted - Landscaping		06/09/2023	0.50	42.72	0.00	1.96	0.00		44.69
	9929	Contracted - Landscaping		06/13/2023	0.50	42.72	0.00	1.96	0.00		44.69
	9929	Contracted - Landscaping		06/14/2023	0.25	21.36	0.00	0.98	0.00		22.34
	<b>Contract Inspection Total</b>				5.75	491.34	0.00	22.54	0.00		513.89
	9929	Contracted - Landscaping		06/07/2023	0.50	42.72	0.00	1.96	0.00		44.69

# Monthly Funding Report

START DATE: 04/01/2023 END DATE: 06/30/2023

## Placida Area Street and Drainage Unit

Project	WO Number	WO Description	Location	Date Worked	Labor Hours	Labor Cost	Materials Cost	Equip. Cost	Contractor Cost	Work Accomp	Total Cost
	9929	Contracted - Landscaping		06/09/2023	0.00	0.00	0.00	0.00	125,400.00		125,400.00
	<b>Work Order 9929 Total</b>		<b>GASPAR DR, PLACIDA, 33946</b>		7.50	640.87	0.00	24.50	125,400.00	12,000.00	126,065.40
<b>#23-273 Tree Trimming and Removal - Annual Contract</b>											
	12399	Contracted - Landscaping		06/28/2023	0.50	42.73	0.00	0.00	0.00		42.73
	<b>Contract Management Total</b>				0.50	42.73	0.00	0.00	0.00		42.73
	<b>Work Order 12399 Total</b>		<b>3306 CATBIRD LN, ENGLEWOOD, 34224</b>		0.50	42.73	0.00	0.00	0.00	0.00	42.73
<b>#23-273 Tree Trimming and Removal - Annual Contract</b>											
	<b>Contracted - Landscaping Total</b>				8.00	683.60	0.00	24.50	125,400.00	12,000.00	126,108.13
	7690	Contracted - Mowing		04/11/2023	0.00	0.00	0.00	0.00	1,127.10		1,127.10
	7690	Contracted - Mowing		05/05/2023	0.00	0.00	0.00	0.00	1,127.10		1,127.10
	7690	Contracted - Mowing		06/08/2023	0.00	0.00	0.00	0.00	1,127.10		1,127.10
	7690	Contracted - Mowing		04/06/2023	0.25	21.36	0.00	0.98	0.00		22.34
	7690	Contracted - Mowing		06/01/2023	0.50	42.73	0.00	1.96	0.00		44.69
	<b>Contract Inspection Total</b>				0.75	64.09	0.00	2.94	0.00		67.03
	7690	Contracted - Mowing		05/05/2023	0.25	21.36	0.00	0.00	0.00		21.36
	<b>Contract Management Total</b>				0.25	21.36	0.00	0.00	0.00		21.36
	<b>Work Order 7690 Total</b>		<b>Safety Mowing &amp; Litter Removal</b>		1.00	85.45	0.00	2.94	3,381.30	0.00	3,469.69
<b>#22-530 Safety Mowing - West County</b>											
	<b>Contracted - Mowing Total</b>				1.00	85.45	0.00	2.94	3,381.30	0.00	3,469.69
	9864	Contracted Work - Inspection		04/11/2023	1.99	149.28	0.00	7.82	0.00		157.10
	<b>Work Order 9864 Total</b>		<b>LEEWARD DR, PLACIDA, 33946</b>		1.99	149.28	0.00	7.82	0.00	2.00	157.10



# Monthly Funding Report

START DATE:

04/01/2023

END DATE:

06/30/2023

## Placida Area Street and Drainage Unit

Project	WO Number	WO Description	Location	Date Worked	Labor Hours	Labor Cost	Materials Cost	Equip. Cost	Contractor Cost	Work Accomp	Total Cost
<b>#22-530 Safety Mowing - West County</b>											
	<b>Contracted Work - Inspection Total</b>										
	9235	GIS Update		05/22/2023	1.99	149.28	0.00	7.82	0.00	2.00	157.10
	<b>Work Order 9235 Total</b>										
			345 GREEN DOLPHIN DR, Placida, 33946		0.25	18.24	0.00	0.00	0.00	1.00	18.24
	<b>Work Order 9235 Total</b>										
					0.25	18.24	0.00	0.00	0.00	1.00	18.24
	<b>GIS Update Total</b>										
					0.25	18.24	0.00	0.00	0.00	1.00	18.24
	9133	Investigation		04/03/2023	13.00	965.89	0.00	58.46	0.00		1,024.35
	<b>Work Order 9133 Total</b>										
					13.00	965.89	0.00	58.46	0.00	1.00	1,024.35
	12078	Investigation		06/08/2023	1.00	74.78	0.00	3.92	0.00		78.70
	<b>Work Order 12078 Total</b>										
			3306 CATBIRD LN, ENGLEWOOD, 34224		1.00	74.78	0.00	3.92	0.00	1.00	78.70
	<b>Investigation Total</b>										
					14.00	1,040.67	0.00	62.38	0.00	2.00	1,103.05
	6111	MSBU Administrative Work		04/04/2023	0.75	54.71	0.00	0.00	0.00		54.71
	6111	MSBU Administrative Work		04/05/2023	1.00	72.94	0.00	0.00	0.00		72.94
	6111	MSBU Administrative Work		04/11/2023	2.00	145.88	0.00	0.00	0.00		145.88
	6111	MSBU Administrative Work		04/13/2023	0.75	54.71	0.00	0.00	0.00		54.71
	6111	MSBU Administrative Work		04/18/2023	0.25	18.24	0.00	0.00	0.00		18.24
	6111	MSBU Administrative Work		04/26/2023	1.50	109.41	0.00	0.00	0.00		109.41
	6111	MSBU Administrative Work		04/28/2023	1.50	109.41	0.00	0.00	0.00		109.41
	6111	MSBU Administrative Work		05/05/2023	0.50	36.47	0.00	0.00	0.00		36.47

# Monthly Funding Report

START DATE:

04/01/2023

END DATE:

06/30/2023

## Placida Area Street and Drainage Unit

Project	WO Number	WO Description	Location	Date Worked	Labor Hours	Labor Cost	Materials Cost	Equip. Cost	Contractor Cost	Work Accomp	Total Cost
	6111	MSBU Administrative Work		05/11/2023	0.25	18.24	0.00	0.00	0.00		18.24
	6111	MSBU Administrative Work		05/16/2023	0.50	36.47	0.00	0.00	0.00		36.47
	6111	MSBU Administrative Work		06/02/2023	0.75	54.71	0.00	0.00	0.00		54.71
	6111	MSBU Administrative Work		06/13/2023	0.50	36.47	0.00	0.00	0.00		36.47
		<b>Administrative Time Total</b>			10.25	747.64	0.00	0.00	0.00		747.66
	6111	MSBU Administrative Work		04/12/2023	6.00	437.64	0.00	7.84	0.00		445.48
		<b>MSBU Meeting Total</b>			6.00	437.64	0.00	7.84	0.00		445.48
	6111	MSBU Administrative Work		04/26/2023	5.00	427.25	0.00	19.60	0.00		446.85
	6111	MSBU Administrative Work		05/17/2023	8.00	683.60	0.00	31.36	0.00		714.96
	6111	MSBU Administrative Work		06/05/2023	0.75	54.71	0.00	0.00	0.00		54.71
		<b>Work Order 6111 Total</b>			30.00	2,350.83	0.00	58.80	0.00	0.00	2,409.66
		<b>MSBU Administrative Work Total</b>			30.00	2,350.83	0.00	58.80	0.00	0.00	2,409.66
	2854	Project Management		05/03/2023	0.00	0.00	0.00	0.00	6,192.00		6,192.00
	2854	Project Management		06/06/2023	0.00	0.00	0.00	0.00	2,225.00		2,225.00
	2854	Project Management		04/12/2023	2.00	170.90	0.00	0.00	0.00		170.90
	2854	Project Management		04/27/2023	1.00	85.45	0.00	0.00	0.00		85.45
	2854	Project Management		05/03/2023	1.00	85.45	0.00	0.00	0.00		85.45
	2854	Project Management		05/11/2023	1.00	85.45	0.00	0.00	0.00		85.45
	2854	Project Management		05/23/2023	0.50	42.73	0.00	0.00	0.00		42.73
	2854	Project Management		05/24/2023	1.00	85.45	0.00	0.00	0.00		85.45
	2854	Project Management		06/05/2023	2.00	170.90	0.00	0.00	0.00		170.90

# Monthly Funding Report

START DATE:

04/01/2023

END DATE:

06/30/2023

## Placida Area Street and Drainage Unit

Project	WO Number	WO Description	Location	Date Worked	Labor Hours	Labor Cost	Materials Cost	Equip. Cost	Contractor Cost	Work Accomp	Total Cost	
				<b>Plan/Spec Review Total</b>								
	2854	Project Management		04/24/2023	8.50	726.33	0.00	0.00	0.00	0.00	726.33	
	2854	Project Management		05/01/2023	0.50	42.73	0.00	0.00	0.00	0.00	42.73	
				<b>Public Outreach Total</b>								
					1.00	85.45	0.00	0.00	0.00	0.00	85.46	
					9.50	811.78	0.00	0.00	8,417.00	0.00	9,228.79	
				<b>Work Order 2854 Total</b>								
					1.00	85.45	0.00	0.00	0.00	0.00	85.45	
					1.00	92.28	0.00	0.00	0.00	0.00	92.28	
					2.00	184.56	0.00	0.00	0.00	0.00	184.56	
					1.00	85.45	0.00	0.00	0.00	0.00	85.45	
					1.00	92.28	0.00	0.00	0.00	0.00	92.28	
					2.00	170.90	0.00	0.00	0.00	0.00	170.90	
					1.00	85.45	0.00	0.00	0.00	0.00	85.45	
					2.00	170.90	0.00	0.00	0.00	0.00	170.90	
				<b>Site Visits Total</b>								
					5.00	427.25	0.00	0.00	0.00	0.00	427.25	
					2.00	170.90	0.00	0.00	0.00	0.00	170.90	
					1.00	85.45	0.00	0.00	0.00	0.00	85.45	
					1.00	85.45	0.00	0.00	0.00	0.00	85.45	
					2.00	170.90	0.00	0.00	0.00	0.00	170.90	
					2.00	184.56	0.00	0.00	0.00	0.00	184.56	
					2.00	170.90	0.00	0.00	0.00	0.00	170.90	
					1.00	85.45	0.00	0.00	0.00	0.00	85.45	
					2.00	170.90	0.00	0.00	0.00	0.00	170.90	

# Monthly Funding Report

START DATE:

04/01/2023

END DATE:

06/30/2023

## Placida Area Street and Drainage Unit

Project	WO Number	WO Description	Location	Date Worked	Labor Hours	Labor Cost	Materials Cost	Equip. Cost	Contractor Cost	Work Accomp	Total Cost
	2859	Project Management		05/10/2023	2.00	170.90	0.00	0.00	0.00	0.00	170.90
	2859	Project Management		05/16/2023	1.00	85.45	0.00	0.00	0.00	0.00	85.45
	2859	Project Management		05/18/2023	1.00	85.45	0.00	0.00	0.00	0.00	85.45
	2859	Project Management		05/19/2023	2.00	170.90	0.00	0.00	0.00	0.00	170.90
	2859	Project Management		05/25/2023	2.00	170.90	0.00	0.00	0.00	0.00	170.90
	2859	Project Management		06/06/2023	1.00	85.45	0.00	0.00	0.00	0.00	85.45
	2859	Project Management		06/13/2023	2.00	170.90	0.00	0.00	0.00	0.00	170.90
	2859	Project Management		06/14/2023	2.00	170.90	0.00	0.00	0.00	0.00	170.90
	2859	Project Management		06/15/2023	1.00	85.45	0.00	0.00	0.00	0.00	85.45
	2859	Project Management		06/27/2023	2.00	170.90	0.00	0.00	0.00	0.00	170.90
	2859	Project Management		06/29/2023	2.00	170.90	0.00	0.00	0.00	0.00	170.90
		<b>Plan/Spec Review Total</b>			31.00	2,662.61	0.00	0.00	0.00	0.00	2,662.61
	2859	Project Management		06/02/2023	2.00	170.90	0.00	0.00	0.00	0.00	170.90
		<b>Project Inspection Total</b>			2.00	170.90	0.00	0.00	0.00	0.00	170.90
	2859	Project Management		04/12/2023	2.00	184.56	0.00	0.00	0.00	0.00	184.56
		<b>Public Outreach Total</b>			2.00	184.56	0.00	0.00	0.00	0.00	184.56
		<b>Work Order 2859 Total</b>			46.00	3,985.34	0.00	0.00	0.00	0.00	3,985.34
		<b>cmb2202 - Placida Bridge Maintenance Plan</b>									
	3847	Project Management		05/12/2023	0.00	0.00	0.00	0.00	2,885.00	0.00	2,885.00
	3847	Project Management		05/23/2023	0.00	0.00	0.00	0.00	2,885.00	0.00	2,885.00
	3847	Project Management		04/04/2023	0.25	21.36	0.00	0.98	0.00	0.00	22.34
	3847	Project Management		04/05/2023	0.25	21.36	0.00	0.98	0.00	0.00	22.34
	3847	Project Management		04/06/2023	0.25	21.36	0.00	0.98	0.00	0.00	22.34

# Monthly Funding Report

START DATE:

04/01/2023

END DATE:

06/30/2023

## Placida Area Street and Drainage Unit

Project	WO Number	WO Description	Location	Date Worked	Labor Hours	Labor Cost	Materials Cost	Equip. Cost	Contractor Cost	Work Accomp	Total Cost
	3847	Project Management		04/07/2023	0.25	21.36	0.00	0.98	0.00	0.00	22.34
	3847	Project Management		04/11/2023	0.25	21.36	0.00	0.98	0.00	0.00	22.34
	3847	Project Management		04/12/2023	0.25	21.36	0.00	0.98	0.00	0.00	22.34
	3847	Project Management		04/13/2023	0.25	21.36	0.00	0.98	0.00	0.00	22.34
	3847	Project Management		04/14/2023	0.25	21.36	0.00	0.98	0.00	0.00	22.34
	3847	Project Management		04/18/2023	0.25	21.36	0.00	0.98	0.00	0.00	22.34
	3847	Project Management		04/19/2023	0.25	21.36	0.00	0.98	0.00	0.00	22.34
	3847	Project Management		04/20/2023	0.25	21.36	0.00	0.98	0.00	0.00	22.34
	3847	Project Management		05/02/2023	0.25	21.36	0.00	0.98	0.00	0.00	22.34
	3847	Project Management		05/03/2023	0.25	21.36	0.00	0.98	0.00	0.00	22.34
	3847	Project Management		05/04/2023	0.25	21.36	0.00	0.98	0.00	0.00	22.34
	3847	Project Management		05/05/2023	0.25	21.36	0.00	0.98	0.00	0.00	22.34
	3847	Project Management		05/05/2023	0.25	21.36	0.00	0.98	0.00	0.00	22.34
	3847	Project Management		05/09/2023	0.25	21.36	0.00	0.98	0.00	0.00	22.34
	3847	Project Management		05/10/2023	0.25	21.36	0.00	0.98	0.00	0.00	22.34
	3847	Project Management		05/11/2023	0.25	21.36	0.00	0.98	0.00	0.00	22.34
	3847	Project Management		05/12/2023	0.25	21.36	0.00	0.98	0.00	0.00	22.34
	3847	Project Management		05/16/2023	0.25	21.36	0.00	0.98	0.00	0.00	22.34
	3847	Project Management		05/17/2023	0.25	21.36	0.00	0.98	0.00	0.00	22.34
	3847	Project Management		05/18/2023	0.25	21.36	0.00	0.98	0.00	0.00	22.34
	3847	Project Management		05/19/2023	0.25	21.36	0.00	0.98	0.00	0.00	22.34
	3847	Project Management		05/23/2023	0.25	21.36	0.00	0.98	0.00	0.00	22.34
	3847	Project Management		05/24/2023	0.25	21.36	0.00	0.98	0.00	0.00	22.34
	3847	Project Management		05/25/2023	0.25	21.36	0.00	0.98	0.00	0.00	22.34



# Monthly Funding Report

START DATE:

04/01/2023

END DATE:

06/30/2023

## Placida Area Street and Drainage Unit

Project	WO Number	WO Description	Location	Date Worked	Labor Hours	Labor Cost	Materials Cost	Equip. Cost	Contractor Cost	Work Accomp	Total Cost
	10243	Survey		04/25/2023	0.75	73.21	0.00	0.00	0.00	0.00	73.21
	<b>Work Order 10243 Total</b>										
			GASPARILLA PINES BLVD, Englewood, 34224		0.75	73.21	0.00	0.00	0.00	0.00	73.21
<b>C412210 - Gasparilla Pines Sidewalk in Placida</b>											
	12398	Survey		06/22/2023	0.50	47.72	0.00	0.00	0.00	0.00	47.72
	12398	Survey		06/27/2023	1.50	146.42	0.00	0.00	0.00	0.00	146.42
	12398	Survey		06/28/2023	0.50	47.72	0.00	0.00	0.00	0.00	47.72
	<b>Work Order 12398 Total</b>										
			3306 CATBIRD LN, ENGLEWOOD, 34224		2.50	241.86	0.00	0.00	0.00	0.00	241.86
	<b>Survey Total</b>										
					3.25	315.06	0.00	0.00	0.00	0.00	315.07
	9088	Vacuum Culvert Cleaning		06/01/2023	16.00	1,114.98	0.00	302.61	0.00	0.00	1,417.59
	<b>Work Order 9088 Total</b>										
			234 WESTWIND DR, PLACIDA, 33946		16.00	1,114.98	0.00	302.61	0.00	6.00	1,417.59
	9124	Vacuum Culvert Cleaning		05/23/2023	14.00	957.32	0.00	294.77	0.00	0.00	1,252.09
	<b>Work Order 9124 Total</b>										
			14 WINDWARD PL, Placida, 33946		14.00	957.32	0.00	294.77	0.00	5.00	1,252.09
	9193	Vacuum Culvert Cleaning		06/01/2023	6.00	410.28	0.00	126.33	0.00	0.00	536.61
	<b>Work Order 9193 Total</b>										
			300 CAPSTAN DR		6.00	410.28	0.00	126.33	0.00	1.00	536.61
	<b>Vacuum Culvert Cleaning Total</b>										
					36.00	2,482.58	0.00	723.71	0.00	12.00	3,206.29
	<b>Placida Area Street and Drainage Unit Total</b>										
					169.24	13,431.09	0.00	1,008.93	142,968.30		157,408.30

# Monthly Funding Report

START DATE:

04/01/2023

END DATE:

06/30/2023

---

Project	WO Number	WO Description	Location	Date Worked	Labor Hours	Labor Cost	Materials Cost	Equip. Cost	Contractor Cost	Work Accomp	Total Cost
					169.24	13,431.09	0.00	1,008.93	142,968.30		157,408.30

Grand totals for all MSBUs reported



## Placida Area Street and Drainage MSBU

Fund Financial Report  
Oct. 1, 2022 - Mar. 31, 2023

	Actual FY2022	Adopted Budget FY2023	YTD Actual FY2023	Projected FY2023
<b>Beginning Balance</b>	\$ 1,663,735	\$ 1,614,977	\$ 1,907,150	\$ 1,907,150
<b>Revenues</b>				
Assessments & Earnings	467,146	478,492	461,800	478,492
Grant & Subsidy Revenue	-	-	-	-
Loans & Borrowing	-	-	-	-
<b>Total Revenue</b>	\$467,146	\$478,492	\$461,800	\$478,492
<b>Expenditures</b>				
Contract Services	30,127	26,554	-	151,954
Pipe Lining	-	150,000	-	150,000
ROW Maintenance	9,132	11,690	1,622	11,690
ROW Reclamation	-	-	-	-
Speciality Mowing	36,470	56,514	13,271	56,514
Public Works Services	81,642	256,564	7,888	256,564
Internal Charges	2,716	2,852	2,852	2,852
Purchased Services	6,273	14,968	8,743	14,968
Materials and Supplies	-	-	-	-
Capital Outlay	-	-	-	-
Debt Services	-	-	-	-
<b>Project Costs</b>				
Gasparilla Pines Sidewalk	57,373	761,240	36,896	33,291
Placida Bridge Maint. Plan	-	323,788	35,505	35,417
<b>Total Expenditures</b>	\$223,732	\$1,604,170	\$106,778	\$713,250
<b>Reserves (Ending Fund Balance)</b>	\$1,907,150	\$489,299	\$2,262,172	\$1,672,391
<i>Reserve %</i>	89.5%	23.4%	95.5%	70.1%

Date Prepared:

4/27/2023

# Monthly Funding Report

START DATE:

01/01/2023

END DATE:

03/31/2023

## Placida Area Street and Drainage Unit

Project	WO Number	WO Description	Location	Date Worked	Labor Hours	Labor Cost	Materials Cost	Equip. Cost	Contractor Cost	Work Accomp	Total Cost
	7008	Asphalt Maintenance		01/18/2023	5.00	329.50	43.00	31.60	0.00		404.10
	<b>Work Order 7008 Total</b>										
			20 WINDWARD TER		5.00	329.50	43.00	31.60	0.00	0.50	404.10
	<b>Asphalt Maintenance Total</b>										
	3546	Brush Cutting		01/12/2023	4.00	263.60	0.00	19.04	0.00		282.64
	<b>Work Order 3546 Total</b>										
			2231 WILLIAMSBURG WAY, ENGLEWOOD, 34224		4.00	263.60	0.00	19.04	0.00	500.00	282.64
	<b>Brush Cutting Total</b>										
	7025	Brush Cutting		01/17/2023	9.00	611.82	0.00	126.18	0.00		738.00
	<b>Work Order 7025 Total</b>										
			ESTHER ST, ENGLEWOOD, 34224		9.00	611.82	0.00	126.18	0.00	5,500.00	738.00
	<b>Brush Cutting Total</b>										
	8083	Concrete Catch Basin Repair		02/22/2023	6.00	420.92	512.15	47.04	0.00		980.11
	8083	Concrete Catch Basin Repair		02/23/2023	19.00	1,225.03	80.72	180.88	0.00		1,486.63
	8083	Concrete Catch Basin Repair		02/24/2023	30.50	2,158.87	560.53	389.70	0.00		3,109.09
	<b>Work Order 8083 Total</b>										
			10500 SHERMAN ST, ENGLEWOOD, 34224		55.50	3,804.82	1,153.40	617.62	0.00	1.00	5,575.83
	<b>Concrete Catch Basin Repair Total</b>										
	7690	Contracted - Mowing		02/01/2023	0.00	0.00	0.00	0.00	1,127.10		1,127.10
	7690	Contracted - Mowing		03/15/2023	0.25	21.36	0.00	0.98	0.00		22.34
	<b>Contract Management Total</b>										
			Safety Mowing & Litter Removal		0.25	21.36	0.00	0.98	0.00	0.00	22.34
	<b>Work Order 7690 Total</b>										
			Safety Mowing & Litter Removal		0.25	21.36	0.00	0.98	1,127.10	0.00	1,149.44

# Monthly Funding Report

START DATE:

01/01/2023

END DATE:

03/31/2023

## Placida Area Street and Drainage Unit

Project	WO Number	WO Description	Location	Date Worked	Labor Hours	Labor Cost	Materials Cost	Equip. Cost	Contractor Cost	Work Accomp	Total Cost
<b>#22-530 Safety Mowing - West County</b>											
		<b>Contracted - Mowing Total</b>			0.25	21.36	0.00	0.98	1,127.10	0.00	1,149.44
	7737	Contracted Work - Inspection		02/08/2023	6.82	510.30	0.00	26.75	0.00		537.05
		<b>Work Order 7737 Total</b>			6.82	510.30	0.00	26.75	0.00	9.50	537.05
<b>#22-530 Safety Mowing - West County</b>											
	8304	Contracted Work - Inspection		03/01/2023	0.00	0.14	0.00	0.01	0.00		0.15
		<b>Work Order 8304 Total</b>			0.00	0.14	0.00	0.01	0.00	7.50	0.15
<b>#22-530 Safety Mowing - West County</b>											
	8941	Contracted Work - Inspection		03/22/2023	4.00	299.12	0.00	15.68	0.00		314.80
		<b>Work Order 8941 Total</b>			4.00	299.12	0.00	15.68	0.00	4.00	314.80
<b>#22-530 Safety Mowing - West County</b>											
		<b>Contracted Work - Inspection Total</b>			10.82	809.56	0.00	42.44	0.00	21.00	852.00
	8141	GIS Update		03/08/2023	0.25	18.24	0.00	0.00	0.00		18.24
		<b>Work Order 8141 Total</b>			0.25	18.24	0.00	0.00	0.00	1.00	18.24
<b>#22-530 Safety Mowing - West County</b>											
		<b>GIS Update Total</b>			0.25	18.24	0.00	0.00	0.00	1.00	18.24
	5984	Investigation		01/25/2023	3.00	224.34	0.00	11.76	0.00		236.10
		<b>Work Order 5984 Total</b>			3.00	224.34	0.00	11.76	0.00	1.00	236.10
<b>#22-530 Safety Mowing - West County</b>											
	6013	Investigation		03/28/2023	1.50	112.17	0.00	5.88	0.00		118.05
		<b>Work Order 6013 Total</b>			1.50	112.17	0.00	5.88	0.00	1.00	118.05

# Monthly Funding Report

START DATE:

01/01/2023

END DATE:

03/31/2023

## Placida Area Street and Drainage Unit

Project	WO Number	WO Description	Location	Date Worked	Labor Hours	Labor Cost	Materials Cost	Equip. Cost	Contractor Cost	Work Accomp	Total Cost
	6015	Investigation		03/22/2023	2.50	186.95	0.00	9.80	0.00		196.75
	<b>Work Order 6015 Total</b>										
	6357	Investigation	60 GREEN DOLPHIN DR N, PLACIDA, 33946	03/28/2023	2.50	186.95	0.00	9.80	0.00	1.00	196.75
	<b>Work Order 6357 Total</b>										
	6394	Investigation	520 CORAL CREEK DR	03/30/2023	2.00	149.56	0.00	7.84	0.00		157.40
	<b>Work Order 6394 Total</b>										
	6439	Investigation	300 CAPSTAN DR, PLACIDA, 33946	03/22/2023	1.50	112.17	0.00	5.88	0.00		118.05
	<b>Work Order 6439 Total</b>										
	6822	Investigation	10063 FRANKLIN DR	03/28/2023	2.50	186.95	0.00	9.80	0.00	1.00	196.75
	<b>Work Order 6822 Total</b>										
	7090	Investigation	11 WINDWARD PL	03/28/2023	1.50	112.17	0.00	5.88	0.00	1.00	118.05
	<b>Work Order 7090 Total</b>										
	7307	Investigation	425 PELICAN BEND	01/25/2023	2.50	186.95	0.00	9.80	0.00	1.00	196.75
	<b>Work Order 7307 Total</b>										
	7436	Investigation	234 WESTWIND DR, PLACIDA, 33946	03/23/2023	1.00	74.78	0.00	3.92	0.00		78.70
	<b>Work Order 7436 Total</b>										

# Monthly Funding Report

START DATE:

01/01/2023

END DATE:

03/31/2023

## Placida Area Street and Drainage Unit

Project	WO Number	WO Description	Location	Date Worked	Labor Hours	Labor Cost	Materials Cost	Equip. Cost	Contractor Cost	Work Accomp	Total Cost
	<b>Work Order 7436 Total</b>		<b>14 WINDWARD PL, Placida, 33946</b>		1.50	112.17	0.00	5.88	0.00	1.00	118.05
	9123	Investigation		03/30/2023	1.50	112.17	0.00	5.88	0.00		118.05
	<b>Work Order 9123 Total</b>		<b>505 CORAL CREEK DR, PLACIDA, 33946</b>		1.50	112.17	0.00	5.88	0.00	1.00	118.05
	9133	Investigation		03/29/2023	5.00	376.48	0.00	21.85	0.00		398.33
	9133	Investigation		03/30/2023	12.00	887.06	0.00	54.54	0.00		941.60
	<b>Work Order 9133 Total</b>				17.00	1,263.54	0.00	76.39	0.00	1.00	1,339.93
	<b>Investigation Total</b>										
	6111	MSBU Administrative Work		01/04/2023	0.50	36.47	0.00	0.00	0.00		36.47
	6111	MSBU Administrative Work		01/05/2023	5.50	463.72	0.00	19.60	0.00		483.32
	6111	MSBU Administrative Work		01/06/2023	0.75	54.71	0.00	0.00	0.00		54.71
	6111	MSBU Administrative Work		01/07/2023	0.25	18.24	0.00	0.00	0.00		18.24
	6111	MSBU Administrative Work		01/10/2023	0.50	36.47	0.00	0.00	0.00		36.47
	6111	MSBU Administrative Work		01/11/2023	0.75	54.71	0.00	0.00	0.00		54.71
	6111	MSBU Administrative Work		01/24/2023	0.50	36.47	0.00	0.00	0.00		36.47
	6111	MSBU Administrative Work		01/25/2023	1.00	72.94	0.00	0.00	0.00		72.94
	6111	MSBU Administrative Work		01/26/2023	0.75	54.71	0.00	0.00	0.00		54.71
	6111	MSBU Administrative Work		01/27/2023	0.75	54.71	0.00	0.00	0.00		54.71
	6111	MSBU Administrative Work		01/31/2023	1.50	109.41	0.00	0.00	0.00		109.41
	6111	MSBU Administrative Work		02/01/2023	2.00	145.88	0.00	1.96	0.00		147.84
	6111	MSBU Administrative Work		02/02/2023	0.50	36.47	0.00	0.00	0.00		36.47

# Monthly Funding Report

START DATE:

01/01/2023

END DATE:

03/31/2023

## Placida Area Street and Drainage Unit

Project	WO Number	WO Description	Location	Date Worked	Labor Hours	Labor Cost	Materials Cost	Equip. Cost	Contractor Cost	Work Accomp	Total Cost
	6111	MSBU Administrative Work		02/03/2023	1.00	72.94	0.00	0.00	0.00	0.00	72.94
	6111	MSBU Administrative Work		02/14/2023	0.50	36.47	0.00	0.00	0.00	0.00	36.47
	6111	MSBU Administrative Work		02/22/2023	0.50	36.47	0.00	0.00	0.00	0.00	36.47
	6111	MSBU Administrative Work		02/24/2023	0.50	36.47	0.00	0.00	0.00	0.00	36.47
	6111	MSBU Administrative Work		03/16/2023	1.00	72.94	0.00	0.00	0.00	0.00	72.94
	6111	MSBU Administrative Work		03/17/2023	1.50	109.41	0.00	0.00	0.00	0.00	109.41
	6111	MSBU Administrative Work		03/24/2023	1.50	109.41	0.00	0.00	0.00	0.00	109.41
	6111	MSBU Administrative Work		03/30/2023	2.75	200.59	0.00	0.00	0.00	0.00	200.59
	6111	MSBU Administrative Work		03/31/2023	1.50	109.41	0.00	0.00	0.00	0.00	109.41
		<b>Administrative Time Total</b>			26.00	1,958.99	0.00	21.56	0.00	0.00	1,980.58
	6111	MSBU Administrative Work		02/01/2023	2.00	145.88	0.00	1.96	0.00	0.00	147.84
		<b>MSBU Meeting Total</b>			2.00	145.88	0.00	1.96	0.00	0.00	147.84
	6111	MSBU Administrative Work		02/03/2023	1.00	72.94	0.00	0.00	0.00	0.00	72.94
		<b>MSBU Minutes Total</b>			1.00	72.94	0.00	0.00	0.00	0.00	72.94
		<b>Work Order 6111 Total</b>			29.00	2,177.81	0.00	23.52	0.00	0.00	2,201.36
		<b>MSBU Administrative Work Total</b>			29.00	2,177.81	0.00	23.52	0.00	0.00	2,201.36
	2854	Project Management		01/16/2023	1.00	85.45	0.00	0.00	0.00	0.00	85.45
	2854	Project Management		02/06/2023	0.00	0.00	0.00	0.00	7,476.00	0.00	7,476.00
	2854	Project Management		02/21/2023	1.00	85.45	0.00	0.00	0.00	0.00	85.45
	2854	Project Management		02/27/2023	0.00	0.00	0.00	0.00	1,742.00	0.00	1,742.00
	2854	Project Management		02/28/2023	1.00	85.45	0.00	0.00	0.00	0.00	85.45

# Monthly Funding Report

START DATE:

01/01/2023

END DATE:

03/31/2023

## Placida Area Street and Drainage Unit

Project	WO Number	WO Description	Location	Date Worked	Labor Hours	Labor Cost	Materials Cost	Equip. Cost	Contractor Cost	Work Accomp	Total Cost
	2854	Project Management		03/27/2023	0.00	0.00	0.00	0.00	3,605.00		3,605.00
	2854	Project Management		01/11/2023	1.00	85.45	0.00	0.00	0.00		85.45
	2854	Project Management		02/07/2023	0.50	42.73	0.00	0.00	0.00		42.73
	2854	Project Management		02/20/2023	0.50	42.73	0.00	0.00	0.00		42.73
	2854	Project Management		03/02/2023	1.00	85.45	0.00	0.00	0.00		85.45
	2854	Project Management		03/07/2023	1.00	85.45	0.00	0.00	0.00		85.45
	2854	Project Management		03/13/2023	1.00	85.45	0.00	0.00	0.00		85.45
	2854	Project Management		03/20/2023	0.50	42.73	0.00	0.00	0.00		42.73
					5.50	469.98	0.00	0.00	0.00		469.99
											<b>Public Outreach Total</b>
	2854	Project Management		01/03/2023	1.00	85.45	0.00	0.00	0.00		85.45
	2854	Project Management		01/12/2023	1.00	85.45	0.00	0.00	0.00		85.45
	2854	Project Management		01/18/2023	1.00	85.45	0.00	0.00	0.00		85.45
	2854	Project Management		01/23/2023	1.00	85.45	0.00	0.00	0.00		85.45
	2854	Project Management		01/26/2023	1.00	85.45	0.00	0.00	0.00		85.45
	2854	Project Management		02/02/2023	1.00	85.45	0.00	0.00	0.00		85.45
	2854	Project Management		02/16/2023	1.00	85.45	0.00	0.00	0.00		85.45
	2854	Project Management		03/15/2023	1.00	85.45	0.00	0.00	0.00		85.45
					8.00	683.60	0.00	0.00	0.00		683.60
											<b>Plan/Spec Review Total</b>
	2854	Project Management		01/18/2023	1.00	85.45	0.00	0.00	0.00		85.45
	2854	Project Management		02/01/2023	2.00	170.90	0.00	0.00	0.00		170.90
					3.00	256.35	0.00	0.00	0.00		256.35
					19.50	1,666.28	0.00	0.00	12,823.00	0.00	14,489.29
											<b>Work Order 2854 Total</b>

## C412210 - Gasparilla Pines Sidewalk in Placida

# Monthly Funding Report

START DATE:

01/01/2023

END DATE:

03/31/2023

## Placida Area Street and Drainage Unit

Project	WO Number	WO Description	Location	Date Worked	Labor Hours	Labor Cost	Materials Cost	Equip. Cost	Contractor Cost	Work Accomp	Total Cost
	2859	Project Management		01/24/2023	2.00	170.90	0.00	0.00	0.00	0.00	170.90
	2859	Project Management		02/17/2023	0.00	0.00	0.00	0.00	16,628.64		16,628.64
	2859	Project Management		03/17/2023	0.00	0.00	0.00	0.00	2,688.59		2,688.59
	2859	Project Management		03/28/2023	2.00	170.90	0.00	0.00	0.00	0.00	170.90
	2859	Project Management		03/30/2023	1.00	85.45	0.00	0.00	0.00	0.00	85.45
	2859	Project Management		01/04/2023	2.00	177.73	0.00	0.00	0.00	0.00	177.73
	2859	Project Management		01/11/2023	4.00	369.12	0.00	0.00	0.00	0.00	369.12
	2859	Project Management		01/12/2023	5.00	461.40	0.00	0.00	0.00	0.00	461.40
	2859	Project Management		01/13/2023	3.00	256.35	0.00	0.00	0.00	0.00	256.35
	2859	Project Management		01/18/2023	4.00	369.12	0.00	0.00	0.00	0.00	369.12
	2859	Project Management		01/19/2023	4.00	355.46	0.00	0.00	0.00	0.00	355.46
	2859	Project Management		01/25/2023	2.00	177.73	0.00	0.00	0.00	0.00	177.73
	2859	Project Management		01/27/2023	2.00	170.90	0.00	0.00	0.00	0.00	170.90
	2859	Project Management		01/31/2023	2.00	170.90	0.00	0.00	0.00	0.00	170.90
	2859	Project Management		02/01/2023	1.00	85.45	0.00	0.00	0.00	0.00	85.45
	2859	Project Management		02/03/2023	1.50	131.59	0.00	0.00	0.00	0.00	131.59
	2859	Project Management		02/08/2023	1.00	85.45	0.00	0.00	0.00	0.00	85.45
	2859	Project Management		02/14/2023	1.00	85.45	0.00	0.00	0.00	0.00	85.45
	2859	Project Management		02/22/2023	1.00	85.45	0.00	0.00	0.00	0.00	85.45
	2859	Project Management		02/24/2023	3.00	263.18	0.00	0.00	0.00	0.00	263.18
	2859	Project Management		03/01/2023	1.00	85.45	0.00	0.00	0.00	0.00	85.45
	2859	Project Management		03/03/2023	1.00	85.45	0.00	0.00	0.00	0.00	85.45
	2859	Project Management		03/07/2023	1.00	85.45	0.00	0.00	0.00	0.00	85.45



# Monthly Funding Report

START DATE:

01/01/2023

END DATE:

03/31/2023

Page 8 of 12

## Placida Area Street and Drainage Unit

Project	WO Number	WO Description	Location	Date Worked	Labor Hours	Labor Cost	Materials Cost	Equip. Cost	Contractor Cost	Work Accomp	Total Cost
	2859	Project Management		03/08/2023	1.00	85.45	0.00	0.00	0.00	0.00	85.45
	2859	Project Management		03/16/2023	1.00	85.45	0.00	0.00	0.00	0.00	85.45
	2859	Project Management		03/22/2023	1.00	85.45	0.00	0.00	0.00	0.00	85.45
		<b>Plan/Spec Review Total</b>			42.50	3,757.98	0.00	0.00	0.00	0.00	3,757.98
	2859	Project Management		03/15/2023	1.00	85.45	0.00	0.00	0.00	0.00	85.45
	2859	Project Management		03/21/2023	2.00	170.90	0.00	0.00	0.00	0.00	170.90
	2859	Project Management		03/29/2023	1.00	85.45	0.00	0.00	0.00	0.00	85.45
		<b>Project Meetings Total</b>			4.00	341.80	0.00	0.00	0.00	0.00	341.80
		<b>Work Order 2859 Total</b>			51.50	4,527.03	0.00	0.00	19,317.23	0.00	23,844.26
<b>cmb2202 - Placida Bridge Maintenance Plan</b>											
	3847	Project Management		01/02/2023	0.00	0.00	0.00	0.00	2,885.00	0.00	2,885.00
	3847	Project Management		02/01/2023	0.00	0.00	0.00	0.00	2,885.00	0.00	2,885.00
	3847	Project Management		03/16/2023	0.25	21.36	0.00	0.00	0.00	0.00	21.36
		<b>Plan/Spec Review Total</b>			0.25	21.36	0.00	0.00	0.00	0.00	21.36
	3847	Project Management		01/05/2023	0.25	21.36	0.00	0.98	0.00	0.00	22.34
	3847	Project Management		01/10/2023	0.25	21.36	0.00	0.98	0.00	0.00	22.34
	3847	Project Management		01/18/2023	0.25	21.36	0.00	0.98	0.00	0.00	22.34
	3847	Project Management		01/20/2023	0.25	21.36	0.00	0.98	0.00	0.00	22.34
	3847	Project Management		01/24/2023	0.25	21.36	0.00	0.98	0.00	0.00	22.34
	3847	Project Management		01/25/2023	0.25	21.36	0.00	0.98	0.00	0.00	22.34
	3847	Project Management		01/26/2023	0.25	21.36	0.00	0.98	0.00	0.00	22.34
	3847	Project Management		01/31/2023	0.25	21.36	0.00	0.98	0.00	0.00	22.34
	3847	Project Management		02/01/2023	0.25	21.36	0.00	0.98	0.00	0.00	22.34

# Monthly Funding Report

START DATE:

01/01/2023

END DATE:

03/31/2023

## Placida Area Street and Drainage Unit

Project	WO Number	WO Description	Location	Date Worked	Labor Hours	Labor Cost	Materials Cost	Equip. Cost	Contractor Cost	Work Accomp	Total Cost
	3847	Project Management		02/03/2023	0.25	21.36	0.00	0.98	0.00	0.00	22.34
	3847	Project Management		02/07/2023	0.25	21.36	0.00	0.98	0.00	0.00	22.34
	3847	Project Management		02/08/2023	0.25	21.36	0.00	0.98	0.00	0.00	22.34
	3847	Project Management		02/09/2023	0.25	21.36	0.00	0.98	0.00	0.00	22.34
	3847	Project Management		02/14/2023	0.25	21.36	0.00	0.98	0.00	0.00	22.34
	3847	Project Management		02/15/2023	0.25	21.36	0.00	0.98	0.00	0.00	22.34
	3847	Project Management		02/16/2023	0.25	21.36	0.00	0.98	0.00	0.00	22.34
	3847	Project Management		02/17/2023	0.25	21.36	0.00	0.98	0.00	0.00	22.34
	3847	Project Management		02/28/2023	0.25	21.36	0.00	0.98	0.00	0.00	22.34
	3847	Project Management		03/01/2023	0.25	21.36	0.00	0.98	0.00	0.00	22.34
	3847	Project Management		03/02/2023	0.25	21.36	0.00	0.98	0.00	0.00	22.34
	3847	Project Management		03/03/2023	0.25	21.36	0.00	0.98	0.00	0.00	22.34
	3847	Project Management		03/07/2023	0.25	21.36	0.00	0.98	0.00	0.00	22.34
	3847	Project Management		03/08/2023	0.25	21.36	0.00	0.98	0.00	0.00	22.34
	3847	Project Management		03/09/2023	0.50	42.73	0.00	1.96	0.00	0.00	44.69
	3847	Project Management		03/10/2023	0.25	21.36	0.00	0.98	0.00	0.00	22.34
	3847	Project Management		03/14/2023	0.25	21.36	0.00	0.98	0.00	0.00	22.34
	3847	Project Management		03/15/2023	0.25	21.36	0.00	0.98	0.00	0.00	22.34
	3847	Project Management		03/16/2023	0.25	21.36	0.00	0.98	0.00	0.00	22.34
	3847	Project Management		03/17/2023	0.25	21.36	0.00	0.98	0.00	0.00	22.34
	3847	Project Management		03/21/2023	0.25	21.36	0.00	0.98	0.00	0.00	22.34
	3847	Project Management		03/22/2023	0.25	21.36	0.00	0.98	0.00	0.00	22.34
	3847	Project Management		03/23/2023	0.25	21.36	0.00	0.98	0.00	0.00	22.34

# Monthly Funding Report

START DATE:

01/01/2023

END DATE:

03/31/2023

## Placida Area Street and Drainage Unit

Project	WO Number	WO Description	Location	Date Worked	Labor Hours	Labor Cost	Materials Cost	Equip. Cost	Contractor Cost	Work Accomp	Total Cost
	3847	Project Management		03/24/2023	0.25	21.36	0.00	0.98	0.00	0.00	22.34
	3847	Project Management		03/28/2023	0.25	21.36	0.00	0.98	0.00	0.00	22.34
	3847	Project Management		03/29/2023	0.25	21.36	0.00	0.98	0.00	0.00	22.34
	3847	Project Management		03/30/2023	0.25	21.36	0.00	0.98	0.00	0.00	22.34
	3847	Project Management		03/31/2023	0.25	21.36	0.00	0.98	0.00	0.00	22.34
				<b>Project Inspection Total</b>							
				9.50	811.78	0.00	37.24	0.00	0.00	0.00	848.93
				9.75	833.14	0.00	37.24	5,770.00	0.00	0.00	6,640.29
				<b>West County Landscape Maintenance</b>							
				80.75	7,026.44	0.00	37.24	37,910.23	0.00	0.00	44,973.84
				<b>Project Management Total</b>							
				5.00	356.20	0.00	11.68	0.00	0.00	0.00	367.88
				6.00	410.28	0.00	14.01	0.00	0.00	0.00	424.29
				34.00	2,379.76	1,868.05	294.34	0.00	0.00	0.00	4,542.14
				50.50	3,528.52	939.75	531.44	0.00	0.00	0.00	4,999.71
				10.00	679.80	0.00	118.00	0.00	0.00	0.00	797.80
				3.50	237.93	0.00	41.30	0.00	0.00	0.00	279.23
				30.00	2,104.60	0.00	235.20	0.00	0.00	0.00	2,339.80
				6.00	420.92	600.00	39.96	0.00	0.00	0.00	1,060.88
				8.00	533.44	0.00	18.68	0.00	0.00	0.00	552.12
				153.00	10,651.44	3,407.80	1,304.61	0.00	0.00	72.00	15,363.85
				<b>Work Order 7628 Total</b>							
				<b>10500 SHERMAN ST, ENGLEWOOD, 34224</b>							
				<b>Small Pipe Install (Pipes Under 31") Total</b>							
				153.00	10,651.44	3,407.80	1,304.61	0.00	0.00	72.00	15,363.85

# Monthly Funding Report

START DATE:

01/01/2023

END DATE:

03/31/2023

## Placida Area Street and Drainage Unit

Project	WO Number	WO Description	Location	Date Worked	Labor Hours	Labor Cost	Materials Cost	Equip. Cost	Contractor Cost	Work Accomp	Total Cost
	8240	Survey		01/31/2023	8.00	772.20	0.00	18.68	0.00	0.00	790.88
	8240	Survey		02/01/2023	12.00	1,058.64	0.00	28.02	0.00	0.00	1,086.66
	<b>Work Order 8240 Total</b>										
			11000 PLACIDA RD, PLACIDA, 33946		20.00	1,830.84	0.00	46.70	0.00	0.00	1,877.54
	<b>Survey Total</b>										
	2581	Vacuum Culvert Cleaning		02/23/2023	20.00	1,830.84	0.00	46.70	0.00	0.00	1,877.54
	<b>Work Order 2581 Total</b>										
			10500 SHERMAN ST, ENGLEWOOD, 34224		8.00	547.04	0.00	168.44	0.00	3.00	715.48
	6823	Vacuum Culvert Cleaning		02/24/2023	2.00	140.92	0.00	42.11	0.00	0.00	183.03
	<b>Work Order 6823 Total</b>										
			11 WINDWARD PL		2.00	140.92	0.00	42.11	0.00	1.00	183.03
	8492	Vacuum Culvert Cleaning		03/23/2023	6.00	431.18	0.00	92.06	0.00	0.00	523.24
	<b>Work Order 8492 Total</b>										
			3102 GOLDFINCH TER		6.00	431.18	0.00	92.06	0.00	2.00	523.24
	<b>Vacuum Culvert Cleaning Total</b>										
			Placida Area Street and Drainage Unit Total		421.57	31,498.48	4,604.20	2,711.24	39,037.33	6.00	77,851.22

# Monthly Funding Report

START DATE:

01/01/2023

END DATE:

03/31/2023

---

Project	WO Number	WO Description	Location	Date Worked	Labor Hours	Labor Cost	Materials Cost	Equip. Cost	Contractor Cost	Work Accomp	Total Cost
					421.57	31,498.48	4,604.20	2,711.24	39,037.33		77,851.22

Grand totals for all MSBUs reported

## Placida Area Street and Drainage MSBU

Fund Financial Report  
Oct. 1 2022 - Dec. 31, 2022

	Actual FY2022	Adopted Budget FY2023	YTD Actual FY2023	Projected FY2023
<b>Beginning Balance</b>	\$ 1,663,735	\$ 1,614,977	\$ 1,907,150	\$ 1,907,150
<b>Revenues</b>				
Assessments & Earnings	467,146	478,492	299,564	478,492
Grant & Subsidy Revenue	-	-	-	-
Loans & Borrowing	-	-	-	-
<b>Total Revenue</b>	\$467,146	\$478,492	\$299,564	\$478,492
<b>Expenditures</b>				
Contract Services	30,127	26,554	-	26,554
Pipe Lining	-	150,000	-	150,000
ROW Maintenance	9,132	11,690	-	11,690
ROW Reclamation	-	-	-	-
Speciality Mowing	36,470	56,514	-	56,514
Public Works Services	81,642	256,564	-	256,564
Internal Charges	2,716	2,852	2,852	2,852
Purchased Services	6,273	14,968	5,877	14,968
Materials and Supplies	-	-	-	-
Capital Outlay	-	-	-	-
Debt Services	-	-	-	-
<b>Project Costs</b>				
Gasparilla Pines Sidewalk	57,373	761,240	22,258	92,768
Placida Bridge Maint. Plan	-	323,788	6,229	54,717
<b>Total Expenditures</b>	\$223,732	\$1,604,170	\$37,215	\$666,626
<b>Reserves (Ending Fund Balance)</b>	\$1,907,150	\$489,299	\$2,169,499	\$1,719,015
<i>Reserve %</i>	89.5%	23.4%	98.3%	72.1%

Date Prepared:

1/31/2023

# Monthly Funding Report

START DATE:

10/01/2022

END DATE:

12/31/2022

## Placida Area Street and Drainage Unit

Project	WO Number	WO Description	Location	Date Worked	Labor Hours	Labor Cost	Parts Cost	Equip. Cost	Contractor Cost	Work Accomp	Total Cost
	6409	Concrete Catch Basin Repair		10/22/2022	2.50	159.55	0.00	0.00	0.00		159.55
	<b>Work Order 6409 Total</b>		<b>10041 LINKS LN, ROTONDA WEST, 33947</b>		2.50	159.55	0.00	0.00	0.00	1.00	159.55
	<b>Concrete Catch Basin Repair</b>		<b>Total</b>		2.50	159.55	0.00	0.00	0.00		159.55
	3698	MSBU Administrative Work		10/21/2022	0.50	37.73	0.00	0.00	0.00		37.73
	3698	MSBU Administrative Work		10/26/2022	0.25	18.87	0.00	0.00	0.00		18.87
	3698	MSBU Administrative Work		10/27/2022	0.50	37.73	0.00	0.00	0.00		37.73
	3698	MSBU Administrative Work		11/01/2022	0.25	18.24	0.00	0.00	0.00		18.24
	3698	MSBU Administrative Work		11/03/2022	0.25	18.24	0.00	0.00	0.00		18.24
	3698	MSBU Administrative Work		11/04/2022	0.25	18.24	0.00	0.00	0.00		18.24
	3698	MSBU Administrative Work		11/08/2022	0.50	36.47	0.00	0.00	0.00		36.47
	<b>Work Order 3698 Total</b>				2.50	185.50	0.00	0.00	0.00		185.52
	<b>Administrative Time Total</b>				2.50	185.50	0.00	0.00	0.00	0.00	185.52
	6111	MSBU Administrative Work		11/22/2022	0.50	36.47	0.00	0.00	0.00		36.47
	6111	MSBU Administrative Work		11/23/2022	0.75	54.71	0.00	0.00	0.00		54.71
	6111	MSBU Administrative Work		11/30/2022	0.50	36.47	0.00	0.00	0.00		36.47
	6111	MSBU Administrative Work		12/06/2022	0.50	36.47	0.00	0.00	0.00		36.47
	6111	MSBU Administrative Work		12/07/2022	0.50	36.47	0.00	0.00	0.00		36.47
	6111	MSBU Administrative Work		12/16/2022	0.75	54.71	0.00	0.00	0.00		54.71
	6111	MSBU Administrative Work		12/29/2022	0.75	54.71	0.00	0.00	0.00		54.71
	6111	MSBU Administrative Work		12/30/2022	0.75	54.71	0.00	0.00	0.00		54.71
	<b>Work Order 6111 Total</b>				5.00	364.70	0.00	0.00	0.00		364.72
	<b>Administrative Time Total</b>				5.00	364.70	0.00	0.00	0.00		364.72

# Monthly Funding Report

START DATE:

10/01/2022

END DATE:

12/31/2022

## Placida Area Street and Drainage Unit

Project	WO Number	WO Description	Location	Date Worked	Labor Hours	Labor Cost	Parts Cost	Equip. Cost	Contractor Cost	Work Accomp	Total Cost
	6111	MSBU Administrative Work		12/01/2022	3.50	255.29	0.00	3.92	0.00	0.00	259.21
		<b>MSBU Meeting Total</b>			3.50	255.29	0.00	3.92	0.00	0.00	259.21
	6111	MSBU Administrative Work		12/20/2022	2.25	164.12	0.00	0.00	0.00	0.00	164.12
		<b>MSBU Minutes Total</b>			2.25	164.12	0.00	0.00	0.00	0.00	164.12
		<b>Work Order 6111 Total</b>			10.75	784.11	0.00	3.92	0.00	0.00	788.05
		<b>MSBU Administrative Work Total</b>			13.25	969.61	0.00	3.92	0.00	0.00	973.57
	2854	Project Management		11/22/2022	1.00	85.45	0.00	0.00	0.00	0.00	85.45
	2854	Project Management		12/13/2022	1.00	85.45	0.00	0.00	0.00	0.00	85.45
	2854	Project Management		11/14/2022	1.00	85.45	0.00	0.00	0.00	0.00	85.45
	2854	Project Management		11/28/2022	3.00	256.35	0.00	0.00	0.00	0.00	256.35
	2854	Project Management		12/07/2022	4.00	320.46	0.00	0.00	0.00	0.00	320.46
	2854	Project Management		12/14/2022	1.00	85.45	0.00	0.00	0.00	0.00	85.45
		<b>Plan/Spec Review Total</b>			9.00	747.71	0.00	0.00	0.00	0.00	747.71
	2854	Project Management		12/05/2022	1.00	85.45	0.00	0.00	0.00	0.00	85.45
		<b>Project Meetings Total</b>			1.00	85.45	0.00	0.00	0.00	0.00	85.45
	2854	Project Management		10/31/2022	0.50	42.73	0.00	0.00	0.00	0.00	42.73
	2854	Project Management		12/19/2022	1.00	85.45	0.00	0.00	0.00	0.00	85.45
		<b>Public Outreach Total</b>			1.50	128.18	0.00	0.00	0.00	0.00	128.18
		<b>Work Order 2854 Total</b>			13.50	1,132.24	0.00	0.00	0.00	0.00	1,132.24
		<b>C412210 - Gasparilla Pines Sidewalk in Placida</b>									
	2859	Project Management		10/26/2022	1.00	85.78	0.00	0.00	0.00	0.00	85.78
	2859	Project Management		11/23/2022	1.00	85.45	0.00	0.00	0.00	0.00	85.45



# Monthly Funding Report

START DATE:

10/01/2022

END DATE:

12/31/2022

## Placida Area Street and Drainage Unit

Project	WO Number	WO Description	Location	Date Worked	Labor Hours	Labor Cost	Parts Cost	Equip. Cost	Contractor Cost	Work Accomp	Total Cost
	2859	Project Management		12/07/2022	2.00	170.90	0.00	0.00	0.00	0.00	170.90
	2859	Project Management		12/13/2022	1.00	92.28	0.00	0.00	0.00	0.00	92.28
	2859	Project Management		10/27/2022	2.00	184.56	0.00	0.00	0.00	0.00	184.56
	2859	Project Management		10/28/2022	1.00	92.28	0.00	0.00	0.00	0.00	92.28
	2859	Project Management		11/01/2022	2.00	170.90	0.00	0.00	0.00	0.00	170.90
	2859	Project Management		11/02/2022	4.00	362.29	0.00	0.00	0.00	0.00	362.29
	2859	Project Management		11/03/2022	6.00	494.35	0.00	11.79	0.00	0.00	506.14
	2859	Project Management		11/04/2022	1.00	85.45	0.00	0.00	0.00	0.00	85.45
	2859	Project Management		11/09/2022	1.00	85.45	0.00	0.00	0.00	0.00	85.45
	2859	Project Management		11/15/2022	1.00	85.45	0.00	0.00	0.00	0.00	85.45
	2859	Project Management		11/16/2022	1.00	85.45	0.00	0.00	0.00	0.00	85.45
	2859	Project Management		11/17/2022	1.00	85.45	0.00	0.00	0.00	0.00	85.45
	2859	Project Management		11/18/2022	1.00	85.45	0.00	0.00	0.00	0.00	85.45
	2859	Project Management		11/22/2022	1.00	85.45	0.00	0.00	0.00	0.00	85.45
	2859	Project Management		12/06/2022	1.00	85.45	0.00	0.00	0.00	0.00	85.45
	2859	Project Management		12/13/2022	1.00	85.45	0.00	0.00	0.00	0.00	85.45
	2859	Project Management		12/14/2022	2.00	170.90	0.00	0.00	0.00	0.00	170.90
	2859	Project Management		12/16/2022	2.00	170.90	0.00	0.00	0.00	0.00	170.90
	2859	Project Management		12/20/2022	2.00	170.90	0.00	0.00	0.00	0.00	170.90
		<b>Plan/Spec Review Total</b>			30.00	2,586.13	0.00	11.79	0.00	0.00	2,597.92
	2859	Project Management		11/03/2022	2.00	184.56	0.00	0.00	0.00	0.00	184.56
	2859	Project Management		12/07/2022	3.00	276.84	0.00	0.00	0.00	0.00	276.84
	2859	Project Management		12/14/2022	1.00	92.28	0.00	0.00	0.00	0.00	92.28

# Monthly Funding Report

START DATE:

10/01/2022

END DATE:

12/31/2022

## Placida Area Street and Drainage Unit

Project	WO Number	WO Description	Location	Date Worked	Labor Hours	Labor Cost	Parts Cost	Equip. Cost	Contractor Cost	Work Accomp	Total Cost	
				<b>Site Visits Total</b>								553.68
	2859	Project Management		10/26/2022	6.00	553.68	0.00	0.00	0.00	0.00	553.68	
	2859	Project Management		11/30/2022	1.00	92.28	0.00	0.00	0.00	0.00	92.28	
				<b>Project Meetings Total</b>								131.59
					2.50	223.87	0.00	0.00	0.00	0.00	223.87	
					43.50	3,798.09	0.00	11.79	0.00	0.00	3,809.88	
<b>Work Order 2859 Total</b>												
<b>cmb2202 - Placida Bridge Maintenance Plan</b>												
	3847	Project Management		10/01/2022	0.00	0.00	0.00	0.00	1,731.00	0.00	1,731.00	
	3847	Project Management		11/01/2022	0.50	42.89	0.00	1.97	2,885.00	0.00	2,929.86	
	3847	Project Management		11/02/2022	0.25	21.36	0.00	0.98	0.00	0.00	22.35	
	3847	Project Management		12/01/2022	0.00	0.00	0.00	0.00	2,885.00	0.00	2,885.00	
	3847	Project Management		12/02/2022	0.25	21.36	0.00	0.98	0.00	0.00	22.34	
	3847	Project Management		12/06/2022	0.21	18.08	0.00	0.83	0.00	0.00	18.91	
	3847	Project Management		12/21/2022	0.25	21.36	0.00	0.98	0.00	0.00	22.34	
	3847	Project Management		11/04/2022	0.25	21.36	0.00	0.98	0.00	0.00	22.34	
	3847	Project Management		11/15/2022	0.25	21.36	0.00	0.98	0.00	0.00	22.34	
	3847	Project Management		11/17/2022	0.25	21.36	0.00	0.98	0.00	0.00	22.34	
	3847	Project Management		11/18/2022	0.25	21.36	0.00	0.98	0.00	0.00	22.34	
	3847	Project Management		11/29/2022	0.25	21.36	0.00	0.98	0.00	0.00	22.34	
	3847	Project Management		11/30/2022	0.25	21.36	0.00	0.98	0.00	0.00	22.34	
	3847	Project Management		12/06/2022	0.05	3.88	0.00	0.18	0.00	0.00	4.06	
	3847	Project Management		12/08/2022	0.23	19.94	0.00	0.91	0.00	0.00	20.85	
	3847	Project Management		12/09/2022	0.27	23.14	0.00	1.06	0.00	0.00	24.20	
	3847	Project Management		12/14/2022	0.27	22.89	0.00	1.05	0.00	0.00	23.94	

# Monthly Funding Report

START DATE:

10/01/2022

END DATE:

12/31/2022

## Placida Area Street and Drainage Unit

Project	WO Number	WO Description	Location	Date Worked	Labor Hours	Labor Cost	Parts Cost	Equip. Cost	Contractor Cost	Work Accomp	Total Cost
	3847	Project Management		12/16/2022	0.25	21.36	0.00	0.98	0.00	0.00	22.34
	3847	Project Management		12/22/2022	0.25	21.36	0.00	0.98	0.00	0.00	22.34
<b>Project Inspection Total</b>											
					2.82	240.75	0.00	11.04	0.00	0.00	251.77
					4.28	365.81	0.00	16.78	7,501.00	0.00	7,883.57
			<b>Work Order 3847 Total</b>								
			<b>West County Landscape Maintenance</b>								
			<b>#21-054 Landscape Maintenance ROW - West County</b>								
			<b>Project Management Total</b>								
	6576	Small Pipe Repair (Pipes Under 31")		12/08/2022	4.00	281.84	0.00	9.34	0.00	0.00	291.18
	6576	Small Pipe Repair (Pipes Under 31")		12/13/2022	0.00	0.00	19.28	0.00	0.00	0.00	19.28
	6576	Small Pipe Repair (Pipes Under 31")		12/14/2022	30.00	2,089.00	0.00	93.40	0.00	0.00	2,182.40
			<b>Work Order 6576 Total</b>		34.00	2,370.84	19.28	102.74	0.00	1.00	2,492.86
			<b>3331 GOLDFINCH LN, Englewood, 34224</b>								
			<b>Small Pipe Repair (Pipes Under 31") Total</b>		34.00	2,370.84	19.28	102.74	0.00	0.00	2,492.86
			<b>Placida Area Street and Drainage Unit Total</b>		111.03	8,796.13	19.28	135.23	7,501.00		16,451.67

# Monthly Funding Report

START DATE:

10/01/2022

END DATE:

12/31/2022

Project	WO Number	WO Description	Location	Date Worked	Labor Hours	Labor Cost	Parts Cost	Equip. Cost	Contractor Cost	Work Accomp	Total Cost
					111.03	8,796.13	19.28	135.23	7,501.00		16,451.67

Grand totals for all MSBUs reported

For Project: Gasparilla Pines Blvd

**Project Notes:**

Location/Name: 8/3/2023 12:37

Report Generated: 5 MPH

Speed Intervals Instant

Time Intervals 5/30/2023 00:00:00 through 6/7/2023 23:59:59

Traffic Report From 35.1 MPH

85th Percentile Speed 3654

85th Percentile Vehicles 65 MPH

Max Speed 4299

Total Vehicles 477

AADT: 477

**Volumes -**

**weekly counts**

Time	5 Day	7 Day
Average Daily	507	470
AM Peak	50	46
PM Peak	47	43

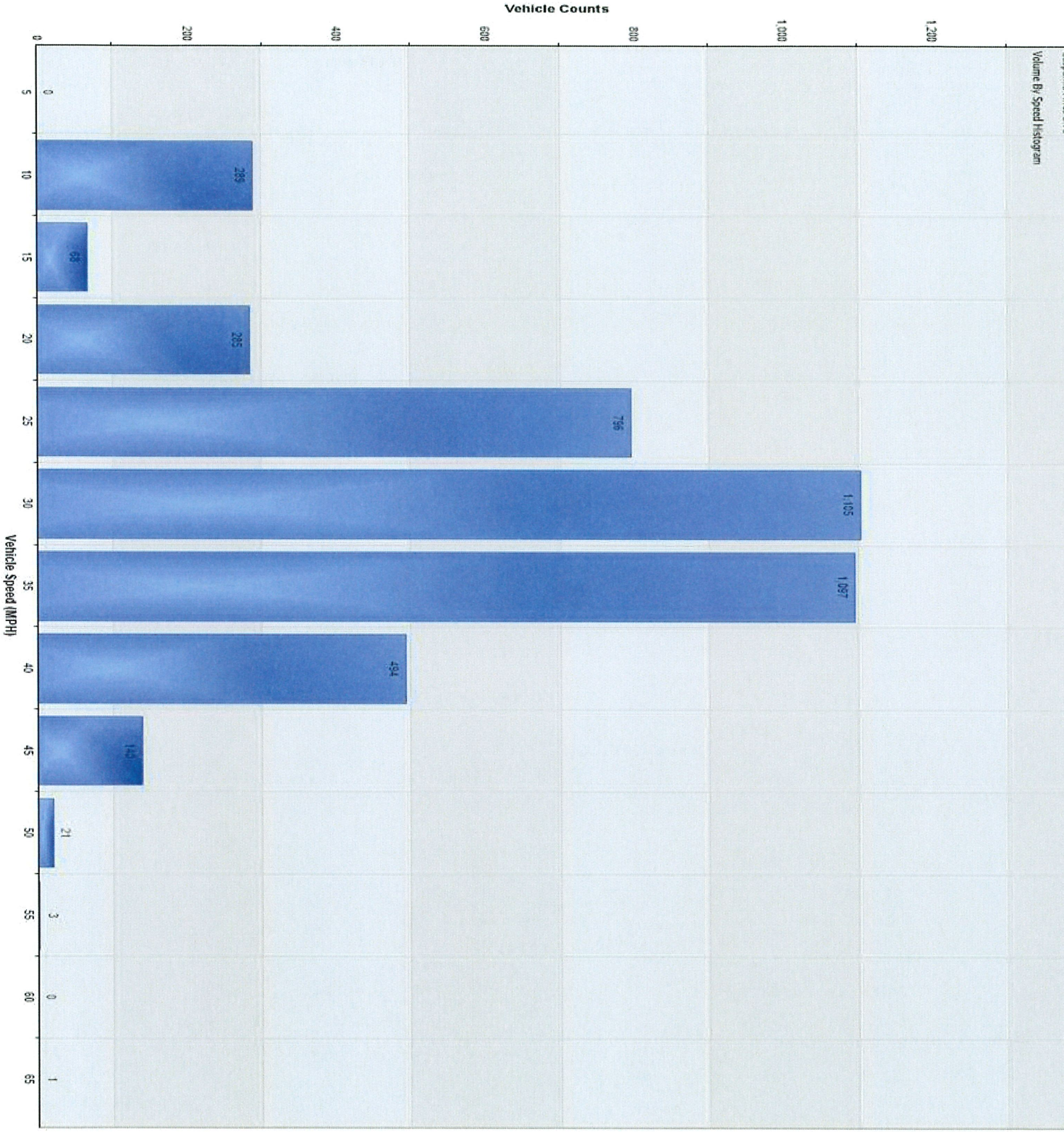
**Speed**

Speed Limit: 30

85th Percentile Speed: 35.1

Average Speed: 27.37

Monday	Tuesday	Wednesday	Thursday	Friday	Saturday	Sunday
220	343	253	271	274	211	184
47.6	30.2	28.6	50.8	51.6	51.8	52.9
34.9	34.6	35.0	35.3	35.0	34.8	35.0



For Project: Gasparilla Pines Blvd

**Project Notes:**

Location/Name: Incoming

Report Generated: 8/3/2023 12:29

Speed Intervals: 5 MPH

Time Intervals: Instant

Traffic Report From: 5/12/2023 00:00:00 through 5/29/2023 23:59:59

85th Percentile Speed: 29.4 MPH

9135

Max Speed: 45 MPH

Total Vehicles: 10747 on 5/12/2023 18:40:00

AAAT: 597

**Volumes -**

**weekly counts**

Time	5 Day	7 Day
Average Daily	631	603
AM Peak	57	53
PM Peak	56	58

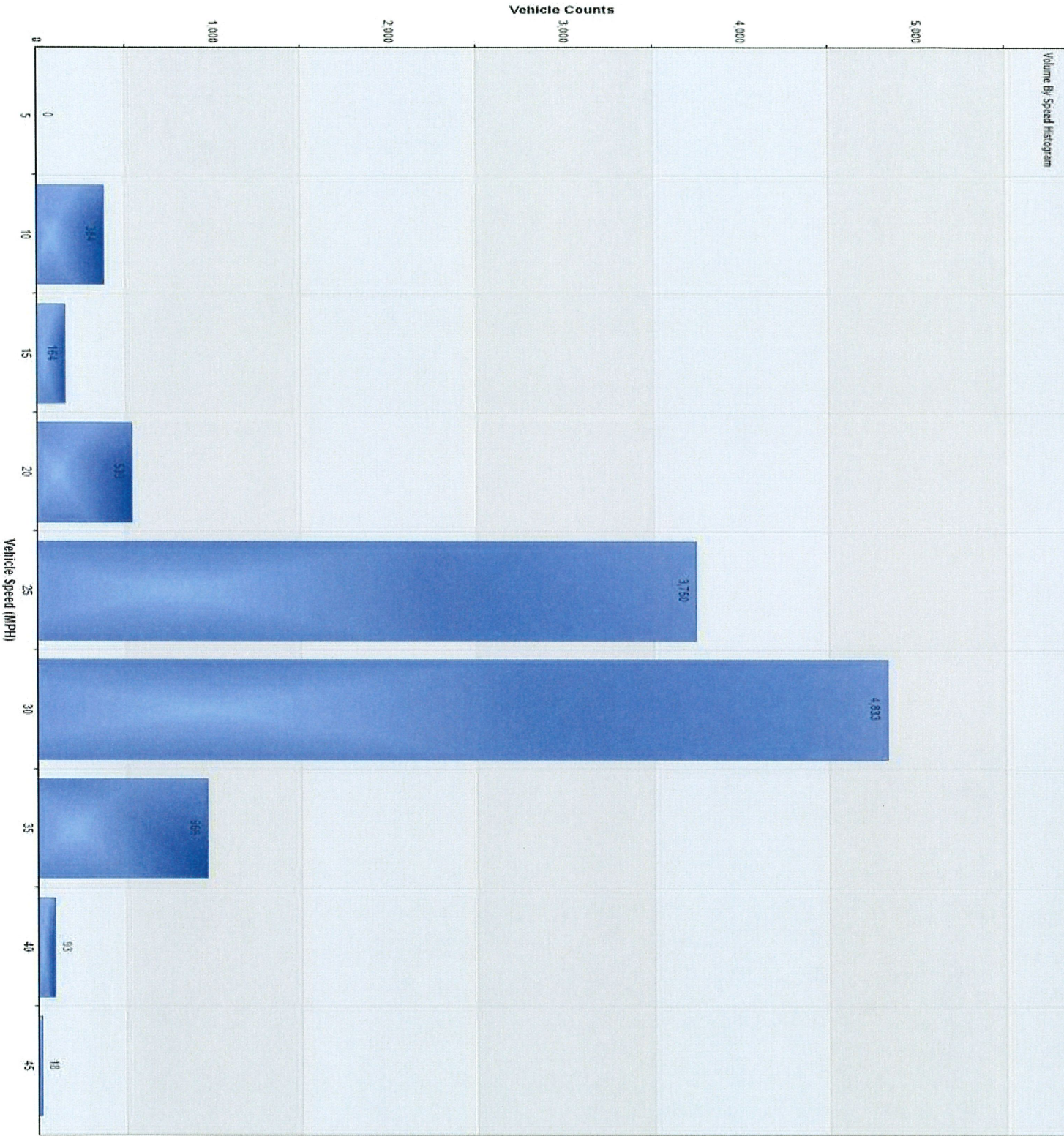
**Speed**

Speed Limit: 30

85th Percentile Speed: 29.4

Average Speed: 24.87

	Monday	Tuesday	Wednesday	Thursday	Friday	Saturday	Sunday
Count over limit	197	135	144	140	217	141	103
% over limit	11.6	10.4	11.3	11.0	10.9	7.6	7.6
Avg Speeder	33.1	33.2	33.0	32.9	33.2	33.3	33.2





**From:** [Jim Pierce](#)  
**To:** [Stewart, Kellie](#)  
**Subject:** Placida Area SD MSBU November 8 Meeting  
**Date:** Friday, August 18, 2023 10:45:32 AM

---

Caution – This email originated from outside of our organization. Please do not open any attachments or click on any links from unknown sources or unexpected email.

---

Hi Kellie,

I am a resident of Wildflower Village at 6796 Gasparilla Pines Blvd Englewood and I want to share a concern regarding a traffic safety issue I and many other residents who reside in this area are experiencing.

The issue is the number of vehicles that use this road daily, vehicle speed, the high numbers of recreational walkers, runners and strollers including school age children that ride bikes to meet the bus and are forced to share Gasparilla Pines Blvd the with motorists that do not slow down or respect the pedestrian traffic.

A sidewalk from Placida Road down along Gasparilla Pines Blvd was approved and fully funded and surveying started with \$50,000 dollars spent!

Then at the last Placida Area SD MSBU meeting that many of us concerned citizens attended, monies were diverted from this project to a tree cutting clean up project down by Boca Grande...

\$100,000 plus and the Gasparilla Pines Blvd sidewalk project was deferred until 2026!

I am again coming forth and sharing my observations and asking the advisory board to revisit this safety issue before there is a serious accident.

Providing safe travel for pedestrians including school age children that use the road to meet their bus in the morning, often early and dark is an accident waiting to happen.

I appreciate the board's assistance in addressing this issue and moving this sidewalk project forward in the very near future, so we may all use Gasparilla Pines Blvd safely.

Thank you.

Sincerely,  
James Pierce  
6796 Gasparilla Pines Blvd #98  
Englewood Fl 34224

Cc: file

Sent from my iPad

## RE: Multi-Use Path for Gasparilla Pines Blvd

---

**From:** Mary Dalton <marydalton@placida.com>  
**To:** Stewart, Kellie <kstewart@placida.com>  
**Cc:** Truex, Bill <billtruex@placida.com>, jkpierce57@gmail.com  
**Date:** Wed, Nov 1, 2023, 1:24 PM

Caution – This email originated from outside of our organization. Please do not open any attachments or click on any links from unknown sources or unexpected email.

---

Dear Ms. Stewart:

As long-time property owners and residents on Gasparilla Pines Boulevard we are writing to re-emphasize to the Placida Area S&D MBSU our long-standing request for a multi-use path on Gasparilla Pines Boulevard and our disappointment that this project has been delayed.

We are writing to ask for your assistance in submitting this request to Chairman Zwetzig and Board Members at the November 8, 2023 meeting. The birth of two new family members will prevent us from attending.

Before this project was approved on March 31, 2021, we submitted data including a petition signed by 153 Gasparilla Pines residents, emphasizing the need for this Path. As you know the Boulevard area is home to 239 private residences, 110 Wildflower, 72 Sanctuary, and 32 Golden Tee condominiums plus the 100 unit Grove City apartments. The only access to Lemon Creek Wildflower Preserve and Amberjack Environmental Park is on the Boulevard.

Our priority is the safety of area residents, including school students, who regularly compete with cars and trucks when walking or biking to and from school. Charlotte County quality of life is also important for both residents and visitors.

We respectfully request the MSBU reinstate this project soon.

Very truly yours,

Mary Dalton, 6600 Gasparilla Pines Boulevard, 114  
Robert Globke, 6600 Gasparilla Pines Boulevard, 107